

Friend at Court 2023

HANDBOOK OF RULES
AND REGULATIONS





Officiating is calling.

**BECOME A USTA OFFICIAL AND
BE AN AMBASSADOR FOR
THE SPORT YOU LOVE!**



Be a role model in your community.



Be at the center of the action.



Earn extra money.

Let's Tennis.



Join Our Team
usta.com/startofficiating



FRIEND AT COURT

THE HANDBOOK
of TENNIS RULES *and*
REGULATIONS

2023 EDITION



We welcome your comments and suggestions and especially solicit your help in identifying errors in the index. Please feel free to write us at: Officials Chair, c/o Officiating Department, USTA National Campus, 10000 USTA Boulevard, Orlando, FL 32827.

Senior Editor: Steve Gerdes

Editors: Patrick Dennis, Brett Haberstick, Staciellen Stevenson Mischel, Allon Lifshitz, Andrea Norman, Eric Perkins, Jack Schubert, Andrew Walker, and Verne Weber.



United States Tennis Association
2500 Westchester Avenue, Suite 411
Purchase, NY 10577
USTA.com

© 2023 by the United States Tennis Association Inc. All rights reserved. No part of this book may be reproduced in any form or by any means without the written permission of the United States Tennis Association.

Printed in the United States of America

Produced for the USTA by H.● ZIMMAN, Inc.

Foreword

Friend at Court was born when Jack Stahr, official extraordinaire, recognized the quality and uniformity of tennis officiating could be improved by providing officials a pamphlet that not only included the ITF Rules of Tennis and USTA Tournament Regulations, but also guided officials on how to handle knotty problems, shared scientifically superior techniques for officiating, and suggested clear and concise language for announcing matches. Jack was not only one of the world's outstanding tennis officials, but also a professional editor who enjoyed helping tennis officials become better at their calling.

When Jack was upgraded in 1981 to the stellar tennis courts, Col. Nick Powel (author of *The Code*) took on the editing task. After Nick received his upgrade in 1990, editing the *Friend at Court* was passed to a small group of volunteers. That same year, Jay Snyder, the first USTA Director of Officials, became part of the editing team. USTA staff have been an integral part of the process ever since.

The professionalism of the USTA staff is now such that the editing process is being turned over to the USTA Officiating Department. Jack Stahr would have been pleased by this development. This will be the last *Friend at Court* edited by the teams of volunteers who have contributed so much to excellence in officiating. Next year, officials, players, and administrators can look forward to an even more professionally edited book.

Steve Gerdes, Senior Editor

Players and administrators are reminded that www.usta.com contains additional regulations that apply to:

- Net Generation Programs;
- Adult and Family tournaments;
- Junior tournaments; and
- Wheelchair tournaments.

Where substantive changes have been made since the last publication of *Friend at Court*, the editors have included a vertical line in the margin to call your attention to it.

For amendments that become effective after press time, please refer to the Rules page of the usta.com/officiating website.

Friend at Court (FAC) is not a training manual. The gray highlighted areas are a blend of commonly accepted answers to questions about the rules, officiating techniques, and officiating procedures derived from several sources, including the ATP, ITA, ITF, and WTA tour. If you wish to learn more about accepted procedures, you should take a USTA-approved training module for officials.

Contents

Introduction	ix
Summary of Important Changes for 2023 Edition of <i>Friend at Court</i>	x
PART 1 ITF RULES OF TENNIS	
ITF Rules of Tennis.....	1
Table of Contents.....	1
Rules of Wheelchair Tennis.....	18
Amendment to the Rules of Tennis	19
Appendices to the ITF Rules of Tennis.....	20
Plan of the Court	29
Suggestions on How to Mark Out a Court.....	30
PART 2 THE CODE	
Preface	37
Principles	
1. Courtesy is expected	38
2. Points played in good faith are counted	38
Warm-Up	
3. Warm-up is not practice.....	38
4. Warm-up serves are taken before first serve of match	38
Making Calls	
5. Player makes calls on own side of net	38
6. Opponent gets benefit of doubt	38
7. Ball touching any part of line is good.....	38
8. Ball that cannot be called out is good	38
9. Either partner may make calls in doubles.....	39
10. All points are treated same regardless of their importance	39
11. Requesting opponent's help.....	39
12. Out calls reversed	39
13. Player calls own shots out	39
14. Partners' disagreement on calls.....	39
15. Audible or visible calls.....	39
16. Spectators never make calls	39
17. Prompt calls eliminate two chance option	39
18. Let called when ball rolls on court	39
19. Touches, hitting ball before it crosses net, invasion of opponent's court, double hits, and double bounces.....	39
20. Balls hit through net or into ground.....	40
21. Making calls on clay courts.....	40
Serving	
22. Server's request for third ball.....	40
23. Avoid foot faults.....	40
24. Calling foot faults	40
25. Service calls in doubles	40
26. Service calls by serving team	40
27. Service let calls.....	40
28. Obvious faults.....	40
29. Receiver readiness	41
30. Delays during service	41
Scoring	
31. Server announces score	41
32. Disputes.....	41
Hindrance Issues	
33. Claiming a hindrance	41
34. Talking when ball is in play	41
35. Body movement	42
36. Let due to unintentional hindrance	42
37. Grunting	42
38. Injury caused by player	42

When to Contact Official	
39. Withdrawing from match or tournament.....	42
40. Stalling.....	42
41. Requesting officials during play.....	43
Ball Issue	
42. Retrieving stray balls.....	43
43. Catching a ball.....	43
44. New balls for third set.....	43
Miscellaneous	
45. Clothing and equipment malfunction.....	43
46. Placement of towels.....	43

PART 3 USTA REGULATIONS (INCLUDING FAC COMMENTS)

I. Pre-Tournament Regulations.....	44
A. Applicability of USTA Regulations.....	44
B. Application for Sanction and Appointment of Tournament Committee.....	45
C. Tournament Committee.....	45
D. Tournament Appeals Committee.....	47
E. Match Formats and Scoring.....	50
F. Balls and Ball-Change Pattern.....	51
G. Player Eligibility.....	52
H. Entry Process.....	57
II. Draw Regulations.....	60
A. Seeding.....	60
B. Making the Draw.....	62
C. Changes in Draw.....	76
D. Scheduling Matches.....	84
III. Conducting the Tournament.....	89
A. Tournament Committee Responsibilities Once Tournament Starts.....	89
B. Referee Responsibilities After Draw Made.....	89
C. Rest.....	94
D. Suspension or Postponement of Play.....	94
E. Medical Timeout and Bleeding Timeout.....	99
F. Toilet/Change of Attire Breaks.....	100
G. Special Provisions for Wheelchair Tennis Players.....	100
H. Shortening Tournaments.....	100
I. Ball-Change Errors, Ball Replacement, and Practice Balls.....	101
IV. Player Responsibilities and Conduct.....	103
A. Checking in at Tournament.....	103
B. Player Responsibilities Under <i>The Code</i>	103
C. Standards of Conduct.....	103
D. Point Penalty System.....	107
E. Defaults and Disqualifications.....	112
F. USTA Suspension Point System.....	113
V. Post-Tournament Regulations.....	118
A. Responsibilities of Tournament Committee and Referee After Completion of Tournament.....	118
B. Grievances.....	118
C. Suspensions by Sectional Associations.....	118
VI. Red, Orange, and Green Ball Tennis.....	120
A. Purpose.....	120
B. Definitions of Red, Orange, and Green Ball Tennis.....	120
C. Junior Divisions Required to Use Red, Orange, and Green Ball Tennis.....	120
D. Authority for Committee to Adopt Regulations for USTA Net Generation Programs That Use Red, Orange, and Green Ball Tennis.....	120
E. Adult, Family, and Wheelchair Divisions May Use Red, Orange, and Green Ball Tennis.....	120

VII. Officiating	124
A. Safe Play.....	124
B. Betting	124
C. Certification of USTA Officials.....	124
D. Procedure for Official to Appeal Certification Decisions	124
E. Officiating Procedures and Techniques	124
F. Court Monitors	125
VIII. General Ranking Regulations	126
A. Junior Rankings	126
B. Adult and Family Rankings	126
C. Wheelchair Rankings.....	126
D. Eligibility for Rankings	126
IX. Junior Tournaments and Rankings	127
A. National Junior Tournament Schedule.....	127
B. Junior Rankings	127
C. Eligibility	127
D. Sanctioning of USTA Junior National Tournaments	127
E. Authority for Committee to Adopt USTA Junior Tournament, Ranking, and Sanctioning Regulations	128
F. Eligibility for ITF International Team Competitions	128
X. Adult and Family Tournaments and Rankings	129
A. National Adult and Family Tournament Schedule	129
B. Adult and Family Rankings	129
C. Eligibility for Ranking	129
D. Sanctioning National Adult and Family Tournaments	129
E. Authority for Committee to Adopt USTA Adult and Family Tournament, Ranking, and Sanctioning Regulations	129
F. Eligibility and Selection for ITF International Team Competition	129
XI. Professional Rankings	131
A. Men's Division	131
B. Women's Division	131
C. Eligibility for Professional Ranking	131
D. Review	131
XII. Collegiate and Scholastic Tournaments and Collegiate Rankings	132
A. Method for Making Draw	132
B. Scoring	132
C. Eligibility for Collegiate Ranking	132
D. Collegiate Rankings.....	132
XIII. Wheelchair Tournaments and Rankings	134
A. National Wheelchair Tournament Schedule	134
B. Wheelchair Rankings.....	134
C. Eligibility for Rankings	134
D. Sanctioning of National Wheelchair Tournaments.....	134
E. Authority for Committee to Adopt USTA Wheelchair Tournament, Ranking, and Sanctioning Regulations	134
XIV. Medals and Prizes	135
A. Gold, Silver, and Bronze Balls.....	135
B. Gold Davis Cup Insignia	135
C. Billie Jean King Cup Charm	135
D. Restrictions on Trophy and Award Presentations	135
XV. USTA League	136
A. Description.....	136
B. Rating System.....	136
C. Eligibility.....	136
D. Authority for Committee to Adopt USTA League Regulations.....	136

XVI. USTA Junior Team Tennis	137
A. Description.....	137
B. Eligibility.....	137
C. Authority for Committee to Adopt USTA Junior Team Tennis Regulations.....	137
XVII. Sanctioning	138
A. General Information.....	138
B. USTA League and USTA Junior Team Tennis Approved Without Necessity of Sanction.....	140
C. Sectional and District Tournaments and Leagues Other Than USTA League and USTA Junior Team Tennis.....	140
D. Junior National Tournaments.....	141
E. Adult and Family National Tournaments.....	141
F. Wheelchair National Tournaments.....	141
G. Hosts and Titles for USTA National Championships.....	141
H. Television, Cable, Satellite, Internet, Radio, Film, and Video Rights.....	141
I. ITF Junior Tournaments.....	142
J. Role of USTA Board in Sanctioning US Open, USTA National Championships, and Certain Other Tournaments.....	142
XVIII. Amateur and Professional Status	143
A. Definition of Amateur.....	143
B. Loss of Amateur Status.....	143
C. Acts That Amateur May Engage in Without Losing Amateur Status.....	143
D. Expenses That May Be Reimbursed Without Causing Player to Lose Amateur Status.....	144
E. Reinstatement to Amateur Status.....	145
XIX. Amendments	146
A. Those Who May Adopt Amendments.....	146
B. Those Who May Submit Amendments.....	146
C. Deadlines for Submitting an Amendment to Be Voted on by the Voting Members or Executive Council.....	146
D. Deadline for Submitting an Amendment to Be Voted on by the Board.....	146
E. Notice Requirements.....	146
F. Amendments Passed by Executive Council and USTA Board Are Subject to Amendment at Next Meeting of Members.....	147
G. Secretary-Treasurer of USTA Shall Provide Certain USTA Officials with Copy of Amendment Within Sixty Days of Its Adoption.....	147
H. Effective Date of Amendments.....	147
I. Amendments to <i>The Code</i> , USTA Comments to ITF Rules of Tennis, and FAC Comments to USTA Regulations.....	147
XX. Requests for Waivers	148
XXI. Release, Waiver, and Indemnity	149
PART 4 USTA EMERGENCY CARE GUIDELINES	150
PART 5 UMPIRE ASSIGNMENT, SELECTION, CERTIFICATION, AND TRAINING	155
I. USTA Policy	155
A. Diversity and Inclusion: A Key Element of the USTA's Core Values.....	155
B. Assignment & Selection of Chair Umpires for Tournaments.....	155
C. Certification and Training of Chair Umpires.....	156
II. Discrimination Complaint and Resolution Process	157
A. Umpire Equal Opportunity Policy.....	157
B. Umpire Complaint and Investigation Procedure.....	157
PART 6 GLOSSARY	159
PART 7 INDEX TO THE ITF RULES OF TENNIS, THE CODE, & USTA REGULATIONS	171

Figures

1	Plan of the Court.....	29
2	Suggestions on How to Mark Out a Court.....	30
3	Positioning Seeds and Byes in Draw of 32 with 22 Players.....	67
4	Positioning Players in Feed-In Championship Draw.....	71
5	Compass Draw Sheet.....	77
6	Players Omitted from Draw.....	81
7	36-Foot Court.....	121
8	60-Foot Court.....	122

Tables

1	Tennis Ball Specification.....	20
2	Responsibilities of the Tournament Committee.....	46
3	Responsibilities of Referee.....	48
4	Junior Eligibility.....	53
5	Criteria for Entering Wheelchair Divisions.....	56
6.	Positioning Seeds.....	64
7.	Scheduling Matches.....	84
8	Scheduling Guidelines for Junior Divisions.....	86
9	Scheduling Guidelines for Adult, Senior, Family, and Wheelchair Divisions.....	87
10	Draw Sheet Terminology and Procedures.....	91
11	Minimum Rest Between Matches.....	95
12	Time Allowed Between Sets.....	96
13	Medical Timeouts, Bleeding Timeouts and Toilet/ Change of Attire Breaks.....	97
14	Point Penalty System.....	109
15	Time Violations.....	110
16	Penalties for Lateness.....	110
17	Suspension Points.....	114

Introduction

Friend at Court is the book of rules and regulations under which tennis is played in the United States. It is recommended reading for players, parents, coaches, teachers, tournament directors, league officials, and anyone who wants a finer understanding of the game. This book contains the:

- ITF Rules of Tennis;
- USTA Regulations;
- *The Code*; and
- Glossary of terms commonly used in tennis.

A working knowledge of the ITF Rules of Tennis, *The Code*, and USTA Regulations is essential to playing the game the way it should be played.

The Rules of Tennis are determined by the International Tennis Federation, of which the USTA is a member. The USTA may submit proposals to amend the Rules, but it has no authority to change them. USTA Comments on the ITF Rules of Tennis clarify certain Rules and provide examples. USTA Comments are not part of the ITF Rules of Tennis, but they are considered binding authority and, therefore, enforceable in USTA sanctioned tournaments.

USTA Regulations control all play in all USTA sanctioned tournaments and sanctioned matches and include sections on

- ◆ Setting up and conducting a tournament;
- ◆ Player responsibilities and conduct;
- ◆ Officials and officiating;
- ◆ Ranking regulations.

FAC Comments are interspersed throughout the Regulations to promote knowledge and understanding. Essentially, there is no difference between USTA Comments on the ITF Rules of Tennis and FAC Comments on regulations other than the nature of the material covered.

The Regulations specifically state that *The Code* shall apply to all matches except to the extent to which an official assumes some of the players' responsibilities. *The Code* contains the "unwritten" rules under which tennis is played.

Summary of Important Changes for 2023 Edition of *Friend at Court*

Here is a summary of the substantive changes to the 2023 edition of the *Friend at Court*.

USTA Regulations

[p. 72] **FAC Comment II. B-4. Other Types of Feed-In Championship Draws** now clarifies that certain types of feed-in championship draw formats cannot be used for draws of 8, 4, or 2 players.

The Point Penalty System and Suspension Point System were revised.

- [p. 105] **USTA Regulation IV.C.11. Unsportsmanlike conduct by player or person associated with a player** applies to unsportsmanlike conduct including **abusive conduct by a person associated with a player**. The player may still be penalized but an official is no longer required to first direct the person to desist. The person may still be asked to desist and to leave the tournament site.
- [p.107] **USTA Regulation IV.D.2a. Purposes of System** was expanded to include deterring **unsportsmanlike conduct by persons associated with players**.
- [p.107] **USTA Regulation IV.D.7. Flagrant violations** now allows a player to be defaulted immediately for the flagrant unsportsmanlike conduct of a person associated with a player.
- [p. 113] **USTA Regulation IV.F.1. Suspension Point System** now applies the system to **misconduct by persons associated with a player**. It also now applies to “all forms of communication, including online medium and otherwise.”
- [p. 114] **Table 17 Suspension Points** was:
 - o Amended to reflect the above changes to Regulation IV.;
 - o Amended in the second row under the category of Unsportsmanlike Conduct dealing with misconduct after the match is over to not just misconduct occurring on the court but also to **misconduct in the playing area**.

**FRIEND
AT COURT**

PART 1—ITF RULES OF TENNIS

CONTENTS OF THE ITF RULES OF TENNIS

1 The Court.....	3
2 Permanent Fixtures.....	4
3 The Ball.....	5
4 The Racket.....	5
5 Score in a Game.....	6
6 Score in a Set.....	7
7 Score in a Match.....	7
8 Server & Receiver.....	7
9 Choice of Ends & Service.....	8
10 Change of Ends.....	8
11 Ball in Play.....	8
12 Ball Touches a Line.....	8
13 Ball Touches a Permanent Fixture.....	8
14 Order of Service.....	9
15 Order of Receiving in Doubles.....	9
16 The Service.....	9
17 Serving.....	9
18 Foot Fault.....	10
19 Service Fault.....	10
20 Second Service.....	10
21 When to Serve & Receive.....	10
22 The Let During a Serve.....	11
23 The Let.....	11
24 Player Loses Point.....	11
25 A Good Return.....	12
26 Hindrance.....	13
27 Correcting Errors.....	13
28 Role of Court Officials.....	15
29 Continuous Play.....	15
30 Coaching.....	16
31 Player Analysis Technology.....	17
RULES OF WHEELCHAIR TENNIS.....	18
Amendment to the Rules of Tennis.....	19

CONTENTS OF THE ITF RULES OF TENNIS (cont'd)

Appendix I—The Ball.....	20
Classification of Court Pace.....	21
Appendix II—The Racket.....	22
Appendix III—Player Analysis Technology.....	23
Appendix IV—Advertising.....	23
Appendix V—Alternative Procedures and Scoring Methods.....	24
Appendix VI—Role of Court Officials.....	25
Ball Mark Inspection Procedures.....	27
Electronic Review Procedures.....	27
Appendix VII—10 and Under Tennis Competition.....	28
Appendix VIII—Plan of the Court.....	29
Appendix IX—Suggestions on How to Mark Out a Court.....	30
Appendix X—Rules of Beach Tennis.....	31
Appendix XI—Procedures for Review and Hearings on the Rules of Tennis.....	32

References to the International Tennis Federation or ITF shall hereinafter mean ITF Limited.

FOREWORD

The International Tennis Federation (ITF) is the governing body of the game of tennis and its duties and responsibilities include protecting the integrity of the game through determination of the Rules of Tennis.

To assist the ITF in carrying out this responsibility, the ITF has appointed a Rules of Tennis Committee that continually monitors the game and its rules, and when considered necessary makes recommendations for changes to the Board of Directors of the ITF who in turn make recommendations to the Annual General Meeting of the ITF which is the ultimate authority for making any changes to the Rules of Tennis.

Appendix V lists approved alternative procedures and scoring methods. In addition, on its own behalf or on application by interested parties, certain variations to the rules may be approved by the ITF for trial purposes only at a limited number of tournaments or events and/or for a limited time period. Such variations are not included in the published rules and require a report to the ITF on the conclusion of the approved trial.

Note: *If there are any inconsistencies between the English version and Rules of Tennis translated into other languages, the English version shall prevail.*

1. THE COURT

The court shall be a rectangle, 78 feet (23.77 m) long and, for singles matches, 27 feet (8.23 m) wide. For doubles matches, the court shall be 36 feet (10.97 m) wide.

The court shall be divided across the middle by a net suspended by a cord or metal cable which shall pass over or be attached to two net posts at a height of 3½ feet (1.07 m). The net shall be fully extended so that it completely fills the space between the two net posts and it must be of sufficiently small mesh to ensure that a ball cannot pass through it. The height of the net shall be 3 feet (0.914 m) at the centre, where it shall be held down tightly by a strap. A band shall cover the cord or metal cable and the top of the net. The strap and band shall be completely white.

- The maximum diameter of the cord or metal cable shall be ½ inch (0.8 cm).
- The maximum width of the strap shall be 2 inches (5 cm).
- The band shall be between 2 inches (5 cm) and 2½ inches (6.35 cm) deep on each side.

For doubles matches, the centres of the net posts shall be 3 feet (0.914 m) outside the doubles court on each side.

For singles matches, if a singles net is used, the centres of the net posts shall be 3 feet (0.914 m) outside the singles court on each side. If a doubles net is used, then the net shall be supported, at a height of 3½ feet (1.07 m), by two singles sticks, the centres of which shall be 3 feet (0.914 m) outside the singles court on each side.

- The net posts shall not be more than 6 inches (15 cm) square or 6 inches (15 cm) in diameter.
- The singles sticks shall not be more than 3 inches (7.5 cm) square or 3 inches (7.5 cm) in diameter.
- The net posts and singles sticks shall not be more than 1 inch (2.5 cm) above the top of the net cord.

The lines at the ends of the court are called baselines and the lines at the sides of the court are called sidelines.

Two lines shall be drawn between the singles sidelines, 21 feet (6.40 m) from each side of the net, parallel with the net. These lines are called the servicelines. On each side of the net, the area between the serviceline and the net shall be divided into two equal parts, the service courts, by the centre serviceline. The centre serviceline shall be drawn parallel with the singles sidelines and half way between them.

Each baseline shall be divided in half by a centre mark, 4 inches (10 cm) in length, which shall be drawn inside the court and parallel with the singles sidelines.

- The centre serviceline and centre mark shall be 2 inches (5 cm) wide.
- The other lines of the court shall be between 1 inch (2.5 cm) and 2 inches (5 cm) wide, except that the baselines may be up to 4 inches (10 cm) wide.

All court measurements shall be made to the outside of the lines and all lines of the court shall be of the same colour clearly contrasting with the colour of the surface.

No advertising is allowed on the court, net, strap, band, net posts or singles sticks except as provided in **Appendix IV**.

In addition to the court described above, the court designated as “Red” and the court designated as “Orange” in **Appendix VII** can be used for 10 and under tennis competition.

Note: *Guidelines for minimum distances between the baseline and backstops and between the sidelines and sidestops can be found in **Appendix IX**.*

USTA Comment 1.1: *Net cord tension.* Adjusting net cord tension is recommended before the day’s first match and before each match. The ITF recommends net cord tension be between 1.8 kN and 2.0 kN with the tension of all nets at a facility within 0.1 kN of each other. This is approximately equivalent to a net tension between 400 and 450 pounds with the tension of all nets within 25 pounds of each other. Use a net tension device when available. When a device is not available, loosen the center strap, tighten the net cord until the center of the net is approximately 39 inches (991 mm) above the ground, and tighten the center strap until the center of the net is 36 inches (914mm) above the ground.

USTA Comment 1.2: *Where should singles sticks be placed?* The center of the singles sticks should be placed 3 feet outside the outer edge of the singles lines and should be diagonally opposite each other.

USTA Comment 1.3: *What happens if a singles stick falls to the court during a point?* The point stops immediately and is replayed.

USTA Comment 1.4: A regular 78-foot court with permanent blended lines is suitable for sanctioned play in divisions that require a 78-foot court.

USTA Comment 1.5: See **Figures 7 and 8**, which describe 36-foot courts with nets 33 inches high at the center and 60-foot courts with nets 36 inches high at the center.

2. PERMANENT FIXTURES

The permanent fixtures of the court include the backstops and sidestops, the spectators, the stands and seats for spectators, all other fixtures around and above the

court, the Chair Umpire, Line Umpires, Net Umpire and ball persons when in their recognised positions.

In a singles match played with a doubles net and singles sticks, the net posts and the part of the net outside the singles sticks are permanent fixtures and are not considered as net posts or part of the net.

3. THE BALL

Balls, which are approved for play under the Rules of Tennis, must comply with the specifications in **Appendix I**.

The International Tennis Federation shall rule on the question of whether any ball or prototype complies with **Appendix I** or is otherwise approved, or not approved, for play. Such ruling may be taken on its own initiative or upon application by any party with a bona fide interest therein, including any player, equipment manufacturer or National Association or members thereof. Such rulings and applications shall be made in accordance with the applicable Review and Hearing Procedures of the International Tennis Federation (see **Appendix XI**).

The event organisers must announce in advance of the event:

- a. The number of balls for play (2, 3, 4 or 6).
- b. The ball change policy, if any.

Ball changes, if any, can be made either:

- i. After an agreed odd number of games, in which case, the first ball change in the match shall take place two games earlier than for the rest of the match, to make allowance for the warm-up. A tie-break game counts as one game for the ball change. A ball change shall not take place at the beginning of a tie-break game. In this case, the ball change shall be delayed until the beginning of the second game of the next set; or
- ii. At the beginning of a set

If a ball gets broken during play, the point shall be replayed.

Case 1: If a ball is soft at the end of a point, should the point be replayed?

Decision: If the ball is soft, not broken, the point shall not be replayed.

Note: Any ball to be used in a tournament which is played under the Rules of Tennis, must be named on the official ITF list of approved balls issued by the International Tennis Federation.

USTA Comment 3.1: *May a player cause a ball to become wet by using the ball to wipe perspiration from the player's body?* No. A player may not take any action that materially changes the condition of the ball; therefore, a player may not use a ball to wipe off perspiration.

4. THE RACKET

Rackets, which are approved for play under the Rules of Tennis, must comply with the specifications in **Appendix II**.

The International Tennis Federation shall rule on the question of whether any racket or prototype complies with **Appendix II** or is otherwise approved, or not approved, for play. Such ruling may be undertaken on its own initiative or upon application by any party with a bona fide interest therein, including any player,

equipment manufacturer or National Association or members thereof. Such rulings and applications shall be made in accordance with the applicable Review and Hearing Procedures of the International Tennis Federation (see **Appendix XI**).

Case 1: Is more than one set of strings allowed on the hitting surface of a racket?

Decision: No. The rule mentions a pattern (not patterns) of crossed strings. (See **Appendix II.**)

Case 2: Is the stringing pattern of a racket considered to be generally uniform and flat if the strings are on more than one plane?

Decision: No.

Case 3: Can vibration damping devices be placed on the strings of a racket? If so, where can they be placed?

Decision: Yes, but these devices may only be placed outside the pattern of the crossed strings.

Case 4: During a point, a player accidentally breaks the strings. Can the player continue to play another point with this racket?

Decision: Yes, except where specifically prohibited by event organisers.

Case 5: Is a player allowed to use more than one racket at any time during play?

Decision: No.

Case 6: Can a battery that affects playing characteristics be incorporated into a racket?

Decision: No. A battery is prohibited because it is an energy source, as are solar cells and other similar devices.

5. SCORE IN A GAME

a. Standard game

A standard game is scored as follows with the server's score being called first:

No point	-	"Love"
First point	-	"15"
Second point	-	"30"
Third point	-	"40"
Fourth point	-	"Game"

except that if each player/team has won three points, the score is "Deuce". After "Deuce", the score is "Advantage" for the player/team who wins the next point. If that same player/team also wins the next point, that player/team wins the "Game"; if the opposing player/team wins the next point, the score is again "Deuce". A player/team needs to win two consecutive points immediately after "Deuce" to win the "Game".

b. Tie-break game

During a tie-break game, points are scored "Zero", "1", "2", "3", etc. The first player/team to win seven points wins the "Game" and "Set", provided there is a margin of two points over the opponent(s). If necessary, the tie-break game shall continue until this margin is achieved.

The player whose turn it is to serve shall serve the first point of the tie-break game. The following two points shall be served by the opponent(s) (in doubles, the player of the opposing team due to serve next). After this, each player/team shall serve alternately for two consecutive points until the end of the tie-break game (in doubles, the rotation of service within each team shall continue in the same order as during that set).

The player/team whose turn it was to serve first in the tie-break game shall be the receiver in the first game of the following set. Additional approved alternative scoring methods can be found in **Appendix V**.

USTA Comment 5.1: Hand signals or “Zero,” “one,” “two,” and “three,” may be substituted for “Love,” “15,” “30,” and “40.”

USTA Comment 5.2: The tiebreak game should not be confused with the 10-Point Match Tiebreak, which under certain circumstances may be played in lieu of the deciding final set. The 10-Point Match Tiebreak is described in **Appendix V**.

USTA Comment 5.3: *When do the players change ends during a tiebreak?* Players change ends after every six points and at the end of the tiebreak. (See **Rule 10**.) They shall change ends during the tiebreak without a rest. See **Appendix V** for an exception when using the Coman Tiebreak Procedure.

6. SCORE IN A SET

There are different methods of scoring in a set. The two main methods are the “Advantage Set” and the “Tie-break Set”. Either method may be used provided that the one to be used is announced in advance of the event. If the “Tie-break Set” method is to be used, it must also be announced whether the final set will be played as a “Tie-break Set” or an “Advantage Set”.

a. “Advantage Set”

The first player/team to win six games wins that “Set”, provided there is a margin of two games over the opponent(s). If necessary, the set shall continue until this margin is achieved.

b. “Tie-break Set”

The first player/team to win six games wins that “Set”, provided there is a margin of two games over the opponent(s). If the score reaches six games all, a tie-break game shall be played.

Additional approved alternative scoring methods can be found in **Appendix V**.

7. SCORE IN A MATCH

A match can be played to the best of 3 sets (a player/team needs to win 2 sets to win the match) or to the best of 5 sets (a player/team needs to win 3 sets to win the match).

Additional approved alternative scoring methods can be found in **Appendix V**.

8. SERVER & RECEIVER

The players/teams shall stand on opposite sides of the net. The server is the player who puts the ball into play for the first point. The receiver is the player who is ready to return the ball served by the server.

Case 1: Is the receiver allowed to stand outside the lines of the court?

Decision: Yes. The receiver may take any position inside or outside the lines on the receiver’s side of the net.

9. CHOICE OF ENDS & SERVICE

The choice of ends and the choice to be server or receiver in the first game shall be decided by toss before the warm-up starts. The player/team who wins the toss may choose:

- a. To be server or receiver in the first game of the match, in which case the opponent(s) shall choose the end of the court for the first game of the match; or
- b. The end of the court for the first game of the match, in which case the opponent(s) shall choose to be server or receiver for the first game of the match; or
- c. To require the opponent(s) to make one of the above choices.

Case 1: Do both players/teams have the right to new choices if the warm-up is stopped and the players leave the court?

Decision: Yes. The result of the original toss stands, but new choices may be made by both players/teams.

10. CHANGE OF ENDS

The players shall change ends at the end of the first, third and every subsequent odd game of each set. The players shall also change ends at the end of each set unless the total number of games in that set is even, in which case the players change ends at the end of the first game of the next set.

During a tie-break game, players shall change ends after every six points.

Additional approved alternative procedures can be found in **Appendix V**.

USTA Comment 10.1: *When do the players change ends during a tiebreak that uses the Coman Tiebreak Procedure?* The Coman Tiebreak Procedure is identical to the regular procedure except that the players change ends after the first point, then after every four points, and at the conclusion of the tiebreak.

11. BALL IN PLAY

Unless a fault or a let is called, the ball is in play from the moment the server hits the ball, and remains in play until the point is decided.

12. BALL TOUCHES A LINE

If a ball touches a line, it is regarded as touching the court bounded by that line.

13. BALL TOUCHES A PERMANENT FIXTURE

If the ball in play touches a permanent fixture after it has hit the correct court, the player who hit the ball wins the point. If the ball in play touches a permanent fixture before it hits the ground, the player who hit the ball loses the point.

USTA Comment 13.1: *What happens if a ball hits an object attached to the net or post (such as a scoring device) or the top of the net outside the singles stick and then lands in the court?* The player who hit the ball loses the point because it hit a permanent fixture before landing in the court.

14. ORDER OF SERVICE

At the end of each standard game, the receiver shall become the server and the server shall become the receiver for the next game.

In doubles, the team due to serve in the first game of each set shall decide which player shall serve for that game. Similarly, before the second game starts, their opponents shall decide which player shall serve for that game. The partner of the player who served in the first game shall serve in the third game and the partner of the player who served in the second game shall serve in the fourth game. This rotation shall continue until the end of the set.

USTA Comment 14.1: *May a doubles team switch its serving order at the beginning of a Match Tiebreak? Yes.*

15. ORDER OF RECEIVING IN DOUBLES

The team which is due to receive in the first game of a set shall decide which player shall receive the first point in the game. Similarly, before the second game starts, their opponents shall decide which player shall receive the first point of that game. The player who was the receiver's partner for the first point of the game shall receive the second point and this rotation shall continue until the end of the game and the set.

After the receiver has returned the ball, either player in a team can hit the ball.

Case 1: Is one member of a doubles team allowed to play alone against the opponents?

Decision: No.

USTA Comment 15.1: *On the first point of a set, may a doubles team position both players on the deuce side of the court? Yes, but the server is entitled to know which member of the receiving team is going to receive the first point of a set.*

USTA Comment 15.2: *May a doubles team switch its receiving order at the beginning of any set or Match Tiebreak? Yes.*

16. THE SERVICE

Immediately before starting the service motion, the server shall stand at rest with both feet behind (i.e. further from the net than) the baseline and within the imaginary extensions of the centre mark and the sideline.

The server shall then release the ball by hand in any direction and hit the ball with the racket before the ball hits the ground. The service motion is completed at the moment that the player's racket hits or misses the ball. A player who is able to use only one arm may use the racket for the release of the ball.

17. SERVING

When serving in a standard game, the server shall stand behind alternate halves of the court, starting from the right half of the court in every game.

In a tie-break game, the service shall be served from behind alternate halves of the court, with the first served from the right half of the court.

The service shall pass over the net and hit the service court diagonally opposite, before the receiver returns it.

18. FOOT FAULT

During the service motion, the server shall not:

- a. Change position by walking or running, although slight movements of the feet are permitted; or
- b. Touch the baseline or the court with either foot; or
- c. Touch the area outside the imaginary extension of the sideline with either foot; or
- d. Touch the imaginary extension of the centre mark with either foot.

If the server breaks this rule it is a "Foot Fault".

Case 1: In a singles match, is the server allowed to serve standing behind the part of the baseline between the singles sideline and the doubles sideline?

Decision: No.

Case 2: Is the server allowed to have one or both feet off the ground?

Decision: Yes.

19. SERVICE FAULT

The service is a fault if:

- a. The server breaks **Rules 16, 17, or 18**; or
- b. The server misses the ball when trying to hit it; or
- c. The ball served touches a permanent fixture, singles stick or net post before it hits the ground; or
- d. The ball served touches the server or server's partner, or anything the server or server's partner is wearing or carrying.

Case 1: After tossing a ball to serve, the server decides not to hit it and catches it instead. Is this a fault?

Decision: No. A player, who tosses the ball and then decides not to hit it, is allowed to catch the ball with the hand or the racket, or to let the ball bounce.

Case 2: During a singles match played on a court with net posts and singles sticks, the ball served hits a singles stick and then hits the correct service court. Is this a fault?

Decision: Yes.

20. SECOND SERVICE

If the first service is a fault, the server shall serve again without delay from behind the same half of the court from which that fault was served, unless the service was from the wrong half.

21. WHEN TO SERVE & RECEIVE

The server shall not serve until the receiver is ready. However, the receiver shall play to the reasonable pace of the server and shall be ready to receive within a reasonable time of the server being ready.

A receiver who attempts to return the service shall be considered as being ready. If it is demonstrated that the receiver is not ready, the service cannot be called a fault.

22. THE LET DURING A SERVE

The service is a let if:

- a. The ball served touches the net, strap or band, and is otherwise good; or, after touching the net, strap or band, touches the receiver or the receiver's partner or anything they wear or carry before hitting the ground; or
- b. The ball is served when the receiver is not ready.

In the case of a service let, that particular service shall not count, and the server shall serve again, but a service let does not cancel a previous fault.

Additional approved alternative procedures can be found in **Appendix V**.

23. THE LET

In all cases when a let is called, except when a service let is called on a second service, the whole point shall be replayed.

Case 1: When the ball is in play, another ball rolls onto court. A let is called. The server had previously served a fault. Is the server now entitled to a first service or second service?

Decision: First service. The whole point must be replayed.

24. PLAYER LOSES POINT

The point is lost if:

- a. The player serves two consecutive faults; or
- b. The player does not return the ball in play before it bounces twice consecutively; or
- c. The player returns the ball in play so that it hits the ground, or before it bounces, an object, outside the correct court; or
- d. The player returns the ball in play so that, before it bounces, it hits a permanent fixture; or
- e. The receiver returns the service before it bounces; or
- f. The player deliberately carries or catches the ball in play on the racket or deliberately touches it with the racket more than once; or
- g. The player or the racket, whether in the player's hand or not, or anything which the player is wearing or carrying touches the net, net posts/singles sticks, cord or metal cable, strap or band, or the opponent's court at any time while the ball is in play; or
- h. The player hits the ball before it has passed the net; or
- i. The ball in play touches the player or anything that the player is wearing or carrying, except the racket; or
- j. The ball in play touches the racket when the player is not holding it; or
- k. The player deliberately and materially changes the shape of the racket when the ball is in play; or
- l. In doubles, both players touch the ball when returning it.

Case 1: After the server has served a first service, the racket falls out of the server's hand and touches the net before the ball has bounced. Is this a service fault, or does the server lose the point?

Decision: The server loses the point because the racket touches the net while the ball is in play.

Case 2: After the server has served a first service, the racket falls out of the server's hand and touches the net after the ball has bounced outside the correct service court. Is this a service fault, or does the server lose the point?

Decision. This is a service fault because when the racket touched the net the ball was no longer in play.

Case 3. In a doubles match, the receiver's partner touches the net before the ball that has been served touches the ground outside the correct service court. What is the correct decision?

Decision. The receiving team loses the point because the receiver's partner touched the net while the ball was in play.

Case 4: Does a player lose the point if an imaginary line in the extension of the net is crossed before or after hitting the ball?

Decision: The player does not lose the point in either case provided the player does not touch the opponent's court.

Case 5. Is a player allowed to jump over the net into the opponent's court while the ball is in play?

Decision. No. The player loses the point.

Case 6. A player throws the racket at the ball in play. Both the racket and the ball land in the court on the opponent's side of the net and the opponent(s) is unable to reach the ball. Which player wins the point?

Decision. The player who threw the racket at the ball loses the point.

Case 7. A ball that has just been served hits the receiver or in doubles the receiver's partner before it touches the ground. Which player wins the point?

Decision. The server wins the point, unless it is a service let.

Case 8. A player standing outside the court hits the ball or catches it before it bounces and claims the point because the ball was definitely going out of the correct court.

Decision. The player loses the point, unless it is a good return, in which case the point continues.

USTA Comment 24.1: *Does the clashing of rackets make the return illegal?* No, unless it is clear that more than one racket touched the ball.

USTA Comment 24.2: *Does a player who touches a pipe support that runs across the court at the bottom of the net lose the point?* Yes. The pipe support is considered a part of the net *except* when a ball hits it, in which case the pipe support is considered part of the court.

25. A GOOD RETURN

It is a good return if:

- The ball touches the net, net posts/singles sticks, cord or metal cable, strap or band, provided that it passes over any of them and hits the ground within the correct court; except as provided in **Rule 2** and **24 (d)**; or
- After the ball in play has hit the ground within the correct court and has spun or been blown back over the net, the player reaches over the net and plays the ball into the correct court, provided that the player does not break **Rule 24**; or
- The ball is returned outside the net posts, either above or below the level of the top of the net, even though it touches the net posts, provided that it hits the ground in the correct court; except as provided in **Rules 2** and **24 (d)**; or
- The ball passes under the net cord between the singles stick and the adjacent net post without touching either net, net cord or net post and hits the ground in the correct court; or

- e. The player's racket passes over the net after hitting the ball on the player's own side of the net and the ball hits the ground in the correct court; or
- f. The player hits the ball in play, which hits another ball lying in the correct court.

Case 1: A player returns a ball which then hits a singles stick and hits the ground in the correct court. Is this a good return?

Decision: Yes. However, if the ball is served and hits the singles stick, it is a service fault.

Case 2: A ball in play hits another ball which is lying in the correct court. What is the correct decision?

Decision: Play continues. However, if it is not clear that the actual ball in play has been returned, a let should be called.

26. HINDRANCE

If a player is hindered in playing the point by a deliberate act of the opponent(s), the player shall win the point.

However, the point shall be replayed if a player is hindered in playing the point by either an unintentional act of the opponent(s), or something outside the player's own control (not including a permanent fixture).

Case 1: Is an unintentional double hit a hindrance?

Decision: No. See also **Rule 24 (f)**.

Case 2: A player claims to have stopped play because the player thought that the opponent(s) was being hindered. Is this a hindrance?

Decision: No, the player loses the point.

Case 3: A ball in play hits a bird flying over the court. Is this a hindrance?

Decision: Yes, the point shall be replayed.

Case 4: During a point, a ball or other object that was lying on the player's side of the net when the point started hinders the player. Is this a hindrance?

Decision: No.

Case 5: In doubles, where are the server's partner and receiver's partner allowed to stand?

Decision: The server's partner and the receiver's partner may take any position on their own side of the net, inside or outside the court. However, if a player is creating a hindrance to the opponent(s), the hindrance rule should be used.

27. CORRECTING ERRORS

As a principle, when an error in respect of the Rules of Tennis is discovered, all points previously played shall stand. Errors so discovered shall be corrected as follows:

- a. During a standard game or a tie-break game, if a player serves from the wrong half of the court, this should be corrected as soon as the error is discovered and the server shall serve from the correct half of the court according to the score. A fault that was served before the error was discovered shall stand.
- b. During a standard game or a tie-break game, if the players are at the wrong ends of the court, the error should be corrected as soon as it is discovered and the server shall serve from the correct end of the court according to the score.
- c. If a player serves out of turn during a standard game, the player who was originally due to serve shall serve as soon as the error is discovered. However, if a game is completed before the error is discovered the order of

service shall remain as altered. In this case, any ball change to be made after an agreed number of games should be made one game later than originally scheduled.

A fault that was served by the opponents(s) before the error was discovered shall not stand.

In doubles, if the partners of one team serve out of turn, a fault that was served before the error was discovered shall stand.

- d. If a player serves out of turn during a tie-break game and the error is discovered after an even number of points have been played, the error is corrected immediately. If the error is discovered after an odd number of points have been played, the order of service shall remain as altered.

A fault that was served by the opponent(s) before the error was discovered shall not stand.

In doubles, if the partners of one team serve out of turn, a fault that was served before the error was discovered shall stand.

- e. During a standard game or a tie-break game in doubles, if there is an error in the order of receiving, this shall remain as altered until the end of the game in which the error is discovered. For the next game in which they are the receivers in that set, the partners shall then resume the original order of receiving.
- f. If in error a tie-break game is started at 6 games all, when it was previously agreed that the set would be an "Advantage Set", the error shall be corrected immediately if only one point has been played. If the error is discovered after the second point is in play, the set will continue as a "Tie-break Set".
- g. If in error a standard game is started at 6 games all, when it was previously agreed that the set would be a "Tie-break Set", the error shall be corrected immediately if only one point has been played. If the error is discovered after the second point is in play, the set will continue as an "Advantage Set" until the score reaches 8 games all (or a higher even number), when a tie-break game shall be played.

USTA Comment 27.1: If the same kind of error occurs in a Short Set and one point has been played, the error is corrected immediately. Otherwise two more games are played. If after playing two games, the score remains tied, the tiebreak shall be played.

- h. If in error an "Advantage Set" or "Tie-break Set" is started, when it was previously agreed that the final set would be a match tie-break, the error shall be corrected immediately if only one point has been played. If the error is discovered after the second point is in play, the set will continue either until a player or team wins three games (and therefore the set) or until the score reaches 2 games all, when a match tie-break shall be played. However, if the error is discovered after the second point of the fifth game has started, the set will continue as a "Tie-break Set". (See **Appendix V**.)
- i. If the balls are not changed in the correct sequence, the error shall be corrected when the player/team who should have served with new balls is next due to serve a new game. Thereafter the balls shall be changed so that the number of games between ball changes shall be that originally agreed. Balls should not be changed during a game.

28. ROLE OF COURT OFFICIALS

For matches where officials are appointed, their roles and responsibilities can be found in **Appendix VI**.

29. CONTINUOUS PLAY

As a principle, play should be continuous, from the time the match starts (when the first service of the match is put in play) until the match finishes.

- a. Between points, a maximum of twenty-five (25) seconds is allowed. When the players change ends at the end of a game, a maximum of ninety (90) seconds are allowed. However, after the first game of each set and during a tie-break game, play shall be continuous and the players shall change ends without a rest.

USTA Comment 29.1: The 25-second time limit does not apply if a player has to chase a stray ball.

USTA Comment 29.2: The 90-second changeover limit and 120-second set break limit does not apply when a Quad wheelchair player needs extra time to re-strap a racket. See **USTA Regulation III.G.2**.

At the end of each set there shall be a set break of a maximum of one hundred and twenty (120) seconds.

The maximum time starts from the moment that one point finishes until the first service is struck for the next point.

Event organisers may apply for ITF approval to extend the ninety (90) seconds allowed when the players change ends at the end of a game and the one hundred and twenty (120) seconds allowed at a set break.

- b. If, for reasons outside the player's control, clothing, footwear or necessary equipment (excluding the racket) is broken or needs to be replaced, the player may be allowed reasonable extra time to rectify the problem.

USTA Comment 29.3: A wheelchair player or team may take one or more timeouts for wheelchair repairs during a match. Cumulative stoppage of play by a player or team of more than 15 minutes results in a loss of a point; any cumulative stoppage of play of more than 20 minutes results in a default. See **USTA Regulation III.G.1**.

- c. No extra time shall be given to allow a player to recover condition. However, a player suffering from a treatable medical condition may be allowed one medical timeout of three minutes for the treatment of that medical condition. A limited number of toilet/change of attire breaks may also be allowed, if this is announced in advance of the event.
- d. Event organisers may allow a rest period of a maximum of ten (10) minutes if this is announced in advance of the event. This rest period can be taken after the 3rd set in a best of 5 sets match, or after the 2nd set in a best of 3 sets match.
- e. The warm-up time shall be a maximum of five (5) minutes, unless otherwise decided by the event organisers.

USTA Comment 29.4: *When are the players entitled to another warm-up after their match has been suspended?* The players are entitled to a re-warm-up of the same duration as the original warm-up if a match has been suspended for more than 15 minutes. They are not entitled to a re-warm-up after a rest period. When possible, used balls other than the match balls should be used for the re-warm-up, and the match balls should be used only once play resumes. If match balls are used for the re-warm-up and balls are being changed after a designated number of games, the next ball change occurs two games sooner.

30. COACHING

Coaching is considered to be communication, advice or instruction of any kind and by any means to a player.

In team events where there is a team captain sitting on-court, the team captain may coach the player(s) during a set break and when the players change ends at the end of a game, but not when the players change ends after the first game of each set and not during a tie-break game.

In all other matches, coaching is not allowed.

Case 1: Is a player allowed to be coached, if the coaching is given by signals in a discreet way?

Decision: No.

Case 2: Is a player allowed to receive coaching when play is suspended?

Decision: Yes.

Case 3: Is a player allowed to receive on-court coaching during a match?

Decision: Sanctioning bodies may apply to the ITF to have on-court coaching allowed. In events where on-court coaching is allowed, designated coaches may enter the court and coach their players under procedures decided by the sanctioning body.

USTA Comment 30.1: A player may bring to the court written notes that were prepared before the start of the match and may read these notes during the match. While on court or during a match, a player may not receive information via electronic devices capable of receiving communications such as cell phones and smartwatches.

USTA Comment 30.2: *Is coaching permitted during a rest period?* Yes. Coaching is permitted during a 3-minute or 10-minute rest period. However, coaching is not allowed in the following situations:

- A toilet/change of attire break;
- A 2-minute set break;
- A Medical timeout;
- Bleeding timeout;
- A wheelchair repair timeout;
- When a Quad wheelchair player is given additional time to re-strap their racket;
- When players remain on court for a short stoppage of play such as during slight rain or repair of the net or net strap;
- When a player leaves the court seeking the assistance of the Referee; or
- When equipment or clothing is being adjusted.

31. PLAYER ANALYSIS TECHNOLOGY

Player analysis technology, that is approved for play under the Rules of Tennis, must comply with the specifications in **Appendix III**.

The International Tennis Federation shall rule on the question of whether any such equipment is approved, or not approved. Such ruling may be taken on its own initiative, or upon application by any party with a bona fide interest therein, including any player, equipment manufacturer or National Association or members thereof. Such rulings and applications shall be made in accordance with the applicable Review and Hearing Procedures of the International Tennis Federation (see **Appendix XI**).

RULES OF WHEELCHAIR TENNIS

The game of wheelchair tennis follows the ITF Rules of Tennis with the following exceptions.

a. The Two Bounce Rule

The wheelchair tennis player is allowed two bounces of the ball. The player must return the ball before it bounces a third time. The second bounce can be either in or out of the court boundaries.

b. The Wheelchair

The wheelchair is considered part of the body and all applicable rules, which apply to a player's body, shall apply to the wheelchair.

c. The Service

The service shall be delivered in the following manner:

i. Immediately before commencing the service, the server shall be in a stationary position. The server shall then be allowed one push before striking the ball.

ii. The server shall throughout the delivery of the service not touch with any wheel, any area other than that behind the baseline within the imaginary extension of the centre mark and sideline.

iii. If conventional methods for the service are physically impossible for a quad player, then the player or another individual may drop the ball for such a player and allow it to bounce before it is struck. If this is the case, the same method of serving must be used for the entire match.

d. Player Loses Point

A player loses a point if:

i. The player fails to return the ball before it has bounced three times; or

ii. Subject to rule f) below the player uses any part of their feet or lower extremities against the ground or against any wheel while delivering service, striking a ball, turning or stopping while the ball is in play; or

iii. The player fails to keep one buttock in contact with their wheelchair seat when contacting the ball.

e. The Wheelchair

Wheelchairs used in all competitions played under the Rules of Wheelchair Tennis must comply with the following specifications:

i. The wheelchair may be constructed of any material provided that such material is non-reflective and does not constitute a hindrance to the opponent.

ii. Wheels may have a single pushrim only. No changes to the wheelchair that afford the player a mechanical advantage are permitted, such as levers or gears. During normal play, wheels shall not leave permanent marks on, or otherwise damage, the court surface.

iii. Subject to Rule e(v), players shall use only the wheels (including pushrims) to propel the wheelchair. No steering, braking or gearing or other device that may assist operation of the wheelchair, including energy storage systems, is permitted.

iv. The height of the seat (including cushion) shall be fixed and players' buttocks shall remain in contact with the seat during the playing of a point. Strapping may be used to secure the player to the wheelchair.

v. Players who meet the requirements of Article 10 of the ITF Wheelchair

- Tennis Classification Rules may use a wheelchair powered by electric motor(s) (a “powered wheelchair”). Powered wheelchairs must not be able to exceed 15 km/h in any direction and shall be controlled by the player only.
- vi. Applications may be made for modifications to the wheelchair for legitimate medical reasons. All such applications shall be submitted to the ITF Sport Science & Medicine Commission for approval a minimum of 60 days prior to intended use in an ITF-sanctioned event. A decision to reject a proposed modification may be appealed under Chapter III of the ITF Wheelchair Tennis Regulations.
 - f. Propelling the Chair with the Foot
 - i. If due to lack of capacity a player is unable to propel the wheelchair via the wheel then they may propel the wheelchair using one foot.
 - ii. Even if in accordance with rule f) i. above a player is permitted to propel the chair using one foot, no part of the player’s foot may be in contact with the ground:
 - a) during the forward motion of the swing, including when the racket strikes the ball;
 - b) from the initiation of the service motion until the racket strikes the ball.
 - iii. A player in breach of this rule shall lose the point.
 - g. Wheelchair/Able-bodied Tennis

Where a wheelchair tennis player is playing with or against an able-bodied person in singles or doubles, the Rules of Wheelchair Tennis shall apply for the wheelchair player while the Rules of Tennis for able-bodied tennis shall apply for the able-bodied player. In this instance, the wheelchair player is allowed two bounces while the able-bodied player is allowed only one bounce.

Note: *The definition of lower extremities is: the lower limbs, including the buttocks, hips, thighs, legs, ankles and feet.*

AMENDMENT TO THE RULES OF TENNIS

(Article 28 of the Constitution of ITF Ltd)

The official and decisive text to the Rules of Tennis shall be for ever in the English language and no alteration or interpretation of such Rules shall be made except at an Annual General Meeting of the Council, nor unless notice of the Resolution embodying such alterations shall have been received by the ITF in accordance with Article 17 and such Resolution or one having the like effect shall be carried by a majority of two-thirds of the votes recorded in respect of the same.

Any alteration so made shall take effect as from the first day of January following, unless the Meeting shall by the like majority decide otherwise.

The Board of Directors shall have power, however, to settle all urgent questions of interpretation subject to confirmation at the General Meeting next following.

This text shall not be altered at any time without the unanimous consent of a General Meeting of the Council.

USTA Comment: The ITF, not the USTA, is responsible for the Rules of Tennis. Amendments to the Rules of Tennis are made through the procedures of the ITF. Rule 69 of the ITF controls the manner in which amendments may be made to the Rules of Tennis. Amendments to USTA Comments are made by the process described in **USTA Regulation XIX.I.**

APPENDIX I

THE BALL

For all measurements in **Appendix I**, SI units shall take precedence.

- a. The ball shall have a uniform outer surface consisting of a fabric cover except for the Stage 3 (Red) foam ball. If there are any seams they shall be stitchless.
- b. The ball shall conform to one of the types specified in the table immediately below or in the table under paragraph (d).

TABLE 1. TENNIS BALL SPECIFICATION

	TYPE 1 (FAST)	TYPE 2 (MEDIUM)¹	TYPE 3 (SLOW)²	HIGH ALTITUDE³
MASS (WEIGHT)	56.0-59.4 grams (1.975-2.095 oz.)	56.0-59.4 grams (1.975-2.095 oz.)	56.0-59.4 grams (1.975-2.095 oz.)	56.0-59.4 grams (1.975-2.095 oz.)
SIZE	6.54-6.86 cm (2.57-2.70 in.)	6.54-6.86 cm (2.57-2.70 in.)	7.00-7.30 cm (2.76-2.87 in.)	6.54-6.86 cm (2.57-2.70 in.)
REBOUND	138-151 cm (54-60 in.)	135-147 cm (53-58 in.)	135-147 cm (53-58 in.)	122-135 cm (48-53 in.)
FORWARD DEFORMATION⁴	0.56-0.74 cm (0.220-0.291 in.)	0.56-0.74 cm (0.220-0.291 in.)	0.56-0.74 cm (0.220-0.291 in.)	0.56-0.74 cm (0.220-0.291 in.)
RETURN DEFORMATION⁴	0.74-1.08 cm (0.291-0.425 in.)	0.80-1.08 cm (0.315-0.425 in.)	0.80-1.08 cm (0.315-0.425 in.)	0.80-1.08 cm (0.315-0.425 in.)
COLOUR	White or Yellow	White or Yellow	White or Yellow	White or Yellow

Notes:

- ¹ This ball type may be pressurised or pressureless. The pressureless ball shall have an internal pressure that is no greater than 7 kPa (1 psi) and may be used for high altitude play above 1,219 m (4,000 feet) above sea level and shall have been acclimatised for 60 days or more at the altitude of the specific tournament.
- ² This ball type is also recommended for high altitude play on any court surface type above 1,219 m (4,000 feet) above sea level.
- ³ This ball type is pressurised and is specified for high altitude play above 1,219 m (4,000 feet) above sea level only.
- ⁴ The deformation shall be the average of a single reading along each of three perpendicular axes. No two individual readings shall differ by more than .08 cm (.031 inches).

- c. In addition, all ball types specified under paragraph (b) shall conform to the requirements for durability as shown in the following table:

	MASS (WEIGHT)	REBOUND	FORWARD DEFORMATION	RETURN DEFORMATION
MAXIMUM CHANGE¹	0.4 grams (0.014 oz.)	4.0 cm (1.6 in.)	0.08 cm (0.031 in.)	0.10 cm (0.039 in.)

Notes:

- ¹ The largest permissible change in the specified properties resulting from the durability test described in the current edition of *ITF Approved Tennis Balls, Classified*

Surfaces & Recognised Courts. The durability test uses laboratory equipment to simulate the effects of nine games of play.

- d. Only the ball types specified in the table below can be used in 10 and under tennis competition:

	STAGE 3 (RED) FOAM	STAGE 3 (RED) STANDARD	STAGE 2 (ORANGE) STANDARD	STAGE 1 (GREEN) STANDARD
MASS (WEIGHT)	25.0-43.0 grams (0.882-1.517 oz.)	36.0-49.0 grams (1.270-1.728 oz.)	36.0-46.9 grams (1.270-1.654 oz.)	47.0-51.5 grams (1.658-1.817 oz.)
SIZE	8.00-9.00 cm (3.15-3.54 in.)	7.00-8.00 cm (2.76-3.15 in.)	6.00-6.86 cm (2.36-2.70 in.)	6.30-6.86 cm (2.48-2.70 in.)
REBOUND	85-105 cm (33-41 in.)	90-105 cm (35-41 in.)	105-120 cm (41-47 in.)	120-135 cm (47-53 in.)
FORWARD DEFORMATION¹	_____	_____	1.40-1.65 cm (0.551-0.650 in.)	0.80-1.05 cm (0.315-0.413 in.)
COLOUR²	Any	Red and Yellow, or Yellow with a Red dot	Orange and Yellow, or Yellow with an Orange dot	Yellow with a Green dot

Notes:

¹ The deformation shall be the average of a single reading along each of three perpendicular axes. There is no limit on the difference between individual forward deformation readings. There is no specification for return deformation.

² All coloured dots shall be reasonable in size and placement.

- e. All tests for rebound, mass, size, deformation and durability shall be made in accordance with the Regulations described in the current edition of *ITF Approved Tennis Balls, Classified Surfaces & Recognised Courts*.

CLASSIFICATION OF COURT PACE

The ITF test method used for determining the pace of a court surface is ITF CS 01/02 (ITF Court Pace Rating) as described in the ITF publication entitled “ITF guide to test methods for tennis court surfaces”.

Court surfaces which have an ITF Court Pace Rating of 0 to 29 shall be classified as being Category 1 (slow pace). Examples of court surface types which conform to this classification will include most clay courts and other types of unbound mineral surface.

Court surfaces which have an ITF Court Pace Rating of 30 to 34 shall be classified as being Category 2 (medium-slow pace), while court surfaces with an ITF Court Pace Rating of 35 to 39 shall be classified as being Category 3 (medium pace). Examples of court surface types which conform to this classification will include most acrylic coated surfaces plus some carpet surfaces.

Court surfaces with an ITF Court Pace Rating of 40 to 44 shall be classified as being Category 4 (medium-fast pace), while court surfaces which have an ITF Court Pace Rating of 45 or more shall be classified as being Category 5 (fast pace). Examples of court surface types which conform to this classification will include most natural grass, artificial grass and some carpet surfaces.

Case 1: Which ball type should be used on which court surface?

Decision: 3 different types of balls are approved for play under the Rules of Tennis, however:

- a. Ball Type 1 (fast speed) is intended for play on slow pace court surfaces.
- b. Ball Type 2 (medium speed) is intended for play on medium-slow, medium, and medium-fast pace court surfaces.
- c. Ball Type 3 (slow speed) is intended for play on fast pace court surfaces.

Note: *In addition to the ball types specified under paragraph (b) above, the Stage 1 (Green) ball may be used for all levels of competitive play except for world ranking professional tennis events, Davis Cup and Billie Jean King Cup, the Olympic and Paralympic Tennis Events, World Tennis Tour Men's, Women's and Junior Tournaments and Team events sanctioned by the ITF and affiliated Regional Associations, ITF Senior Circuit and Team events and ITF Wheelchair Tennis Tour Circuit and Team events.*

Each National Association shall have the right to decide which national competitive events should use the Stage 1 (Green) ball.

APPENDIX II

THE RACKET

For all measurements in **Appendix II**, SI units shall take precedence.

- a. The racket shall consist of a frame and string(s). The frame shall consist of a handle and head, and may also include a throat. The head is defined as that part of the racket to which the string(s) connect. The handle is defined as that part of the racket connected to the head which is held by the player in normal use. The throat, where present, is that part of the racket that joins the handle to the head.
- b. The hitting surface, defined as the main area of the stringing pattern bordered by the points of entry of the strings into the head or points of contact of the strings with the head, whichever is the smaller, shall be flat and consist of a pattern of crossed strings, which shall be alternately interlaced or bonded where they cross. The stringing pattern must be generally uniform and, in particular, not less dense in the centre than in any other area. The racket shall be designed and strung such that the playing characteristics are identical on both faces.
- c. The racket shall not exceed 73.7 cm (29.0 inches) in overall length, and 31.7 cm (12.5 inches) in overall width. The hitting surface shall not exceed 39.4 cm (15.5 inches) in overall length, when measured parallel to the longitudinal axis of the handle, and 29.2 cm (11.5 inches) in overall width, when measured perpendicular to the longitudinal axis of the handle.
- d. The racket shall be free of any attached object, protrusion or device which makes it possible to change materially the shape of the racket, or its moment of inertia about any principal axis, or to change any physical property which may affect the performance of the racket during the playing of a point. Attached objects, protrusions and devices that are approved as Player Analysis Technology, or that are utilised to limit or prevent wear and tear or vibration or, for the frame only, to distribute weight, are permitted. All permissible objects, protrusions and devices must be reasonable in size and placement for their respective purpose(s).

No energy source that in any way could change or affect the playing

characteristics of a racket may be built into or attached to a racket.

USTA Comment II.1: See the separate USTA publication with the USTA Junior Red, Orange, & Green Ball Tennis regulations, which describe tennis formats in which the maximum size of the rackets permitted is shorter than the size authorized by **Appendix II**.

APPENDIX III

PLAYER ANALYSIS TECHNOLOGY

Player Analysis Technology is equipment that may perform any of the following functions with respect to player performance information:

- a. Recording
- b. Storing
- c. Transmission
- d. Analysis
- e. Communication to a player by any kind and by any means

Player analysis technology may record and/or store information during a match. Such information may only be accessed by a player in accordance with **Rule 30**.

APPENDIX IV

ADVERTISING

1. Advertising is permitted on the net as long as it is placed on the part of the net that is within 3 feet (0.914 m) from the centre of the net posts and is produced in such a way that it does not interfere with the vision of the players or the playing conditions.

A mark (non-commercial) of the sanctioning body is permitted on the lower part of the net, minimum 20 inches (0.51 m) from the top of the net, as long as it is produced in such a way that it does not interfere with the vision of the players or the playing conditions.

2. Advertising and other marks or material placed at the back and sides of the court shall be permitted unless it interferes with the vision of the players or the playing conditions.
3. Advertising and other marks or material placed on the court surface outside the lines is permitted unless it interferes with the vision of the players or the playing conditions.
4. Notwithstanding paragraphs (1), (2) and (3) above, any advertising, marks or material placed on the net or placed at the back and sides of the court, or on the court surface outside the lines may not contain white or yellow or other light colours that may interfere with the vision of the players or the playing conditions.
5. Advertising and other marks or material are not permitted on the court surface inside the lines of the court.

APPENDIX V

ALTERNATIVE PROCEDURES AND SCORING METHODS

The alternatives listed in this Appendix V may be used.

SCORE IN A GAME (Rule 5):

“No-Ad” SCORING METHOD

A No-Ad game is scored as follows with the server’s score being called first:

No point	-	“Love”
First point	-	“15”
Second point	-	“30”
Third point	-	“40”
Fourth point	-	“Game”

If each player/team has won three points each, the score is “deuce” and a deciding point shall be played. The receiver(s) shall choose whether to receive the service from the right half or the left half of the court. In doubles, the players of the receiving team cannot change positions to receive this deciding point. The player/team who wins the deciding point wins the “game”.

In mixed doubles, the player of the same gender as the server shall receive the deciding point. The players of the receiving team cannot change positions to receive the deciding point.

USTA Comment V.1: When a Deciding No-Ad point is replayed, the receiver or receiving team may not change the choice of court to which the server must serve.

SCORE IN A SET (Rules 6 and 7):

1. “SHORT” SETS

The first player/team who wins four games wins that set, provided there is a margin of two games over the opponent(s). If the score reaches four games all, a tie-break game shall be played. Alternatively (at the discretion of the sanctioning body), if the score reaches three games all, a tie-break shall be played.

2. SHORT SET TIE-BREAK

When playing Short Sets only, a Short Set tie-break may be used. The first player/team to win five points wins the “Game” and “Set,” with a deciding point if the score reaches four all. The order and number of serves shall be determined by the sanctioning body. Players/Teams will only change ends after the first four (4) points have been played.

3. MATCH TIE-BREAK (7 POINTS)

When the score in a match is one set all, or two sets all in best of five sets matches, one tie-break game shall be played to decide the match. This tie-break game replaces the deciding final set.

The player/team who first wins seven points shall win this match tie-break and the match provided there is a margin of two points over the opponent(s).

4. MATCH TIE-BREAK (10 POINTS)

When the score in a match is one set all, or two sets all in best of five sets

matches, one tie-break game shall be played to decide the match. This tie-break game replaces the deciding final set.

The player/team who first wins ten points shall win this match tie-break and the match provided there is a margin of two points over the opponent(s).

Note: *When using the match tie-break to replace the final set:*

- *the original order of service continues. (Rules 5 and 14)*
- *in doubles, the order of serving and receiving within the team may be altered, as in the beginning of each set. (Rules 14 and 15)*
- *before the start of the match tie-break there shall be a 120 seconds set break.*
- *balls should not be changed before the start of the match tie-break even if a ball change is due.*

CHANGE OF ENDS (Rule 10) (Coman Tiebreak Procedure):

During a tie-break game, players shall change ends after the first point and thereafter after every four points.

THE LET DURING A SERVICE (Rule 22):

“No Let” RULE

This alternative is play without the service let in **Rule 22.a** whereby a serve that touches the net, strap or band is in play.

At the discretion of the sanctioning body, when playing doubles using Short Sets in combination with No-Ad scoring and the No-Let rule, either player on the receiving team is permitted to return a serve that touches the net, strap or band and lands within the correct service box.

APPENDIX VI

ROLE OF COURT OFFICIALS

The referee is the final authority on all questions of tennis law and the referee's decision is final.

In matches where a chair umpire is assigned, the chair umpire is the final authority on all questions of fact during the match.

The players have the right to call the referee to court if they disagree with a chair umpire's interpretation of tennis law.

In matches where line umpires and net umpires are assigned, they make all calls (including foot-fault calls) relating to that line or net. The chair umpire has the right to overrule a line umpire or a net umpire if the chair umpire is sure that a clear mistake has been made. The chair umpire is responsible for calling any line (including foot-faults) or net where no line umpire or net umpire is assigned.

A line umpire who cannot make a call shall signal this immediately to the chair umpire who shall make a decision. If the line umpire can not make a call, or if there is no line umpire, and the chair umpire can not make a decision on a question of fact, the point shall be replayed.

In team events where the referee is sitting on-court, the referee is also the final authority on questions of fact.

Play may be stopped or suspended at any time the chair umpire decides it is necessary or appropriate.

The referee may also stop or suspend play in the case of darkness, weather or adverse court conditions. When play is suspended for darkness, this should be

done at the end of a set, or after an even number of games have been played in the set in progress. After a suspension in play, the score and position of players on-court in the match shall stand when the match resumes.

The chair umpire or referee shall make decisions regarding continuous play and coaching in respect of any Code of Conduct that is approved and in operation.

Case 1: The chair umpire awards the server a first service after an overrule, but the receiver argues that it should be a second service, since the server had already served a fault. Should the referee be called to court to give a decision?

Decision: Yes. The chair umpire makes the first decision about questions of tennis law (issues relating to the application of specific facts). However, if a player appeals the chair umpire's decision, then the referee shall be called to make the final decision.

Case 2: A ball is called out, but a player claims that the ball was good. May the referee be called to court to make a decision?

Decision: No. The chair umpire makes the final decision on questions of fact (issues relating to what actually happened during a specific incident).

Case 3: Is a chair umpire allowed to overrule a line umpire at the end of a point if, in the chair umpire's opinion, a clear mistake was made earlier in the point?

Decision: No. A chair umpire may only overrule a line umpire immediately after the clear mistake has been made.

Case 4: A line umpire calls a ball "Out" and then the player argues that the ball was good. Is the chair umpire allowed to overrule the line umpire?

Decision: No. A chair umpire must never overrule as the result of the protest or appeal by a player.

Case 5: A line umpire calls a ball "Out". The chair umpire was unable to see clearly, but thought the ball was in. May the chair umpire overrule the line umpire?

Decision: No. The chair umpire may only overrule when sure that the line umpire made a clear mistake.

Case 6: Is a line umpire allowed to change the call after the chair umpire has announced the score?

Decision: Yes. If a line umpire realises a mistake, a correction should be made as soon as possible provided it is not as the result of a protest or appeal of a player.

Case 7: If a chair umpire or line umpire calls "out" and then corrects the call to good, what is the correct decision?

Decision: The chair umpire must decide if the original "out" call was a hindrance to either player. If it was a hindrance, the point shall be replayed. If it was not a hindrance, the player who hit the ball wins the point.

Case 8: A ball is blown back over the net and the player correctly reaches over the net to try to play the ball. The opponent(s) hinders the player from doing this. What is the correct decision?

Decision: The chair umpire must decide if the hindrance was deliberate or unintentional and either awards the point to the hindered player or order the point to be replayed.

BALL MARK INSPECTION PROCEDURES

1. Ball mark inspections can only be made on clay courts.
2. A ball mark inspection requested by a player (team) shall be allowed only if the chair umpire cannot determine the call with certainty from their chair on either a point-ending shot or when a player (team) stops playing the point during a rally (returns are permitted but then the player must immediately stop).
3. When the chair umpire has decided to make a ball mark inspection, they should go down from the chair and make the inspection themselves. If they do not know where the mark is, they can ask the line umpire for help in locating the mark, but then the chair umpire shall inspect it.
4. The original call or overrule will always stand if the line umpire and chair umpire cannot determine the location of the mark or if the mark is unreadable.
5. Once the chair umpire has identified and ruled on a ball mark, this decision is final and not appealable.
6. In clay court tennis the chair umpire should not be too quick to announce the score unless absolutely certain of the call. If in doubt, wait before calling the score to determine whether a ball mark inspection is necessary.
7. In doubles the appealing player must make their appeal in such a way that either play stops or the chair umpire stops play. If an appeal is made to the chair umpire then they must first determine that the correct appeal procedure was followed. If it was not correct or if it was late, then the chair umpire may determine that the opposing team was deliberately hindered.
8. If a player erases the ball mark before the chair umpire has made a final decision, they concede the call.
9. A player may not cross the net to check a ball mark without being subject to the Unsportsmanlike provision of the Code of Conduct.

ELECTRONIC REVIEW PROCEDURES

At tournaments where an Electronic Review System is used, the following procedures should be followed for matches on courts where it is used.

1. A request for an Electronic Review of a line call or overrule by a player (team) shall be allowed only on either a point-ending shot or when a player (team) stops playing the point during a rally (returns are permitted but then the player must immediately stop).
2. The chair umpire should decide to use the Electronic Review when there is doubt about the accuracy of the line call or overrule. However, the chair umpire may refuse the Electronic Review if they believe that the player is making an unreasonable request or that it was not made in a timely manner.
3. In doubles the appealing player must make their appeal in such a way that either play stops or the chair umpire stops play. If an appeal is made to the chair umpire then they must first determine that the correct appeal procedure was followed. If it was not correct or if it was late, then the chair umpire may determine that the opposing team was deliberately hindered, in which case the appealing team loses the point.
4. The original call or overrule will always stand if the Electronic Review is unable, for whatever reason, to make a decision on that line call or overrule.
5. The chair umpire's final decision will be the outcome of the Electronic Review and is not appealable. If a manual choice is required for the system to review a particular ball impact, a review official approved by the referee shall decide

which ball impact is reviewed.

- Each player (team) is allowed three (3) unsuccessful appeals per set, plus one (1) additional appeal in the tie-break. For matches with advantage sets, players (teams) will start again with a maximum of 3 unsuccessful appeals at 6 games all and every 12 games thereafter. For matches with match tie-break, the match tie-break counts as a new set and each player (team) starts with three (3) appeals. Players (teams) will have an unlimited number of successful appeals.

APPENDIX VII

10 AND UNDER TENNIS COMPETITION

COURTS:

In addition to the (full sized) court described in Rule 1, the following court dimensions may be used for 10 and under tennis competition:

- A court, designated “red” for the purpose of 10 and under tennis competition, shall be a rectangle, between 36 feet (10.97 m) and 42 feet (12.80 m) long, and between 14 feet (4.27 m) and 20 feet (6.10 m) wide. The net shall be between 31.5 inches (0.800 m) and 33.0 inches (0.838 m) high at the centre.
- A court, designated “orange”, shall be a rectangle, between 58 feet (17.68 m) and 60 feet (18.29 m) long, and between 20 feet (6.10 m) and 27 feet (8.23 m) wide. The net shall be between 31.5 inches (0.800 m) and 36.0 inches (0.914 m) high at the centre.

BALLS:

Only the following ball types, which are specified in **Appendix I**, can be used in 10 and under tennis competition:

- A Stage 3 (Red) ball, which is recommended for play on a “Red” court, by players aged up to 8 years, using a racket up to 23 inches (58.4 cm) long.
- A Stage 2 (Orange) ball, which is recommended for play on an “Orange” court, by players aged 8 to 10 years, using a racket between 23 inches (58.4 cm) and 25 inches (63.5 cm) long.
- A Stage 1 (Green) ball, which is recommended for play on a full sized court, by advanced players aged 9 to 10 years, using a racket between 25 inches (63.5 cm) and 26 inches (66.0 cm) long.

*Note: Other ball types described in **Appendix I** cannot be used in 10 and under tennis competition.*

SCORING METHODS:

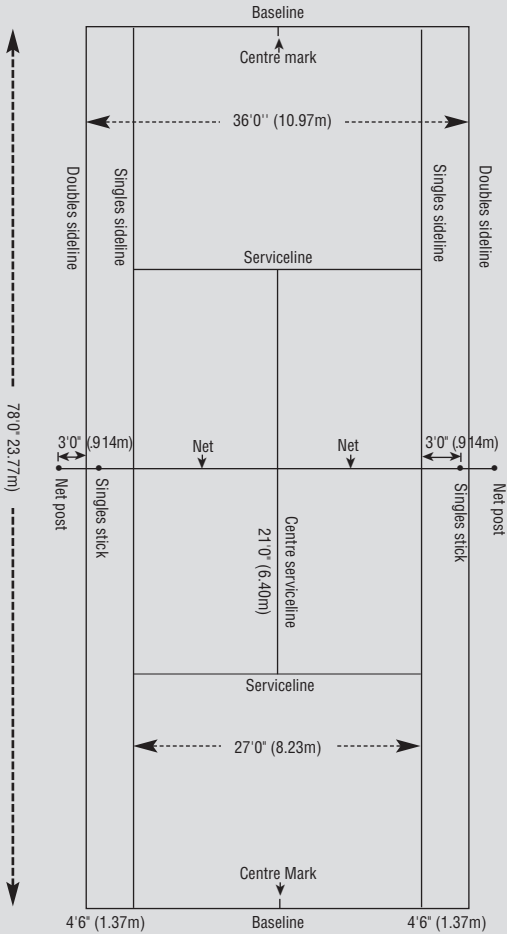
For 10 and under tennis competition using Stage 3 (Red), Stage 2 (Orange) or Stage 1 (Green) balls, scoring methods specified in the Rules of Tennis (including the **Appendix V**) can be utilised, in addition to short duration scoring methods involving matches of one match tie-break, best of 3 tie-breaks/match tie-breaks, one short set or one regular set.

TIMED MATCHES:

For 10 and under tennis competition the tournament committee may set a specific time period for matches in the event.

APPENDIX VIII

PLAN OF THE COURT



Note: All court measurements shall be made to the outside of the lines.

Fig. 1

APPENDIX IX

SUGGESTIONS ON HOW TO MARK OUT A COURT

Including Blended Lines

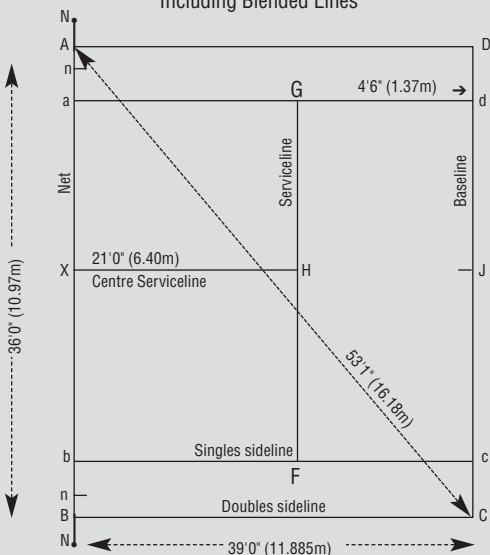


Fig. 2

Note: All court measurements shall be made to the outside of the lines.

The following procedure is for the usual combined doubles and singles court. (See note at foot for a court for one purpose only.)

First select the position of the net; a straight line 42 feet (12.80 m) long. Mark the centre (X on the diagram above) and, measuring from there in each direction, mark:

- at $13'6''$ (4.11 m) the points a, b, where the net crosses the inner sidelines,
- at $16'6''$ (5.03 m) the positions of the singles sticks (n, n),
- at $18'0''$ (5.48 m) the points A, B, where the net crosses the outer sidelines,
- at $21'0''$ (6.40 m) the positions of the net posts (N, N), being the ends of the original $42'0''$ (12.80 m) line.

Insert pegs at A and B and attach to them the respective ends of two measuring tapes. On one, which will measure the diagonal of the half-court, take a length $53'1''$ (16.18 m) and on the other (to measure the sideline) a length of $39'0''$ (11.89 m). Pull both taut so that at these distances they meet at a point C, which is one corner of the court. Reverse the measurements to find the other corner D. As a check on this operation it is advisable at this stage to verify the length of the line CD which, being the baseline, should be found to be $36'0''$ (10.97m); and at the same time its centre J can be marked, and also the ends of the inner sidelines (c, d), $4'6''$ (1.37 m) from C and D.

The centreline and serviceline are now marked by means of the points F, H, G, which are measured 21'0" (6.40 m) from the net down the lines bc, XJ, ad, respectively. Identical procedure the other side of the net completes the court.

If a singles court only is required, no lines are necessary outside the points a, b, c, d, but the court can be measured out as above. Alternatively, the corners of the baseline (c, d) can be found if preferred by pegging the two tapes at a and b instead of at A and B, and by then using lengths of 47'5" (14.46 m) and 39'0" (11.89 m). The net posts will be at n, n, and a 33'0" (10 m) singles net should be used.

When a combined doubles and singles court with a doubles net is used for singles, the net must be supported at the points n, n, to a height of 3 feet 6 inches (1.07 m) by means of two singles sticks, which shall be not more than 3 inches (7.5 cm) square or 3 inches (7.5 cm) in diameter. The centres of the singles sticks shall be 3 feet (.914 m) outside the singles court on each side.

To assist in the placing of these singles sticks it is desirable that the points n, n, should each be shown with a white dot when the court is marked.

When sanctioning bodies approve so called "Blended Lines" on courts the following guidelines must be followed:

Colour:

- Within the same colour family as the background playing surface.
- Lighter than the background playing surface.
- Limit on colour variation of +22 points on the L* scale
(Add $\leq 25\%$ by volume of white paint to the background colour)

Pace:

- Within 5 CPR of the playing surface.

Dimensions:

- 1.0-1.5 cm narrower than the standard lines.

Marking:

- Terminate 8 cm from intersection with white playing lines.

Note: As a guide for international competitions, the recommended minimum distance between the baselines and the backstops should be 21 feet (6.40 m) and between the sidelines and the sidestops the recommended minimum distance should be 12 feet (3.66 m).

As a guide for recreational and Club play, the recommended minimum distance between the baselines and the backstops should be 18 feet (5.48 m) and between the sidelines and the sidestops the recommended minimum distance should be 10 feet (3.05 m).

As a guide, the recommended minimum height measured at the net from the court surface to the ceiling should be 29.6 feet (9.0 m).

APPENDIX X

RULES OF BEACH TENNIS

The Rules of Beach Tennis are approved by the Rules of Tennis Committee and the Board of Directors and can be found on <http://www.itftennis.com/en/itf-tours/beach-tennis-tour/>

APPENDIX XI

PROCEDURES FOR REVIEW AND HEARINGS ON THE RULES OF TENNIS

1. INTRODUCTION

1.1 These procedures were approved by the Board of Directors of the International Tennis Federation (“Board of Directors”) on 17 May 1998.

1.2 The Board of Directors may from time to time supplement, amend, or vary these procedures.

2. OBJECTIVES

2.1 The International Tennis Federation is the custodian of the Rules of Tennis and is committed to:

- a. Preserving the traditional character and integrity of the game of tennis.
- b. Actively preserving the skills traditionally required to play the game.
- c. Encouraging improvements, which maintain the challenge of the game.
- d. Ensuring fair competition.

2.2 To ensure fair, consistent and expeditious review and hearings in relation to the Rules of Tennis the procedures set out below shall apply.

3. SCOPE

3.1 These Procedures shall apply to Rulings under:

- a. **Rule 1**—The Court.
- b. **Rule 3**—The Ball.
- c. **Rule 4**—The Racket.
- d. **Appendix I and II** of the Rules of Tennis.
- e. Any other Rules of Tennis which the International Tennis Federation may decide.

4. STRUCTURE

4.1 Under these procedures Rulings shall be issued by a Ruling Board.

4.2 Such Rulings shall be final save, for an entitlement to appeal to an Appeal Tribunal pursuant to these procedures.

5. APPLICATION

5.1 Rulings shall be taken either:

- a. Following a motion of the Board of Directors; or
- b. Upon the receipt of an application in accordance with the procedures set out below.

6. APPOINTMENT AND COMPOSITION OF RULING BOARDS

6.1 Ruling Boards shall be appointed by the President of the International Tennis Federation (“President”) or their designee and shall comprise of such a number, as the President or their designee shall determine.

6.2 If more than one person is appointed to the Ruling Board the Ruling Board shall nominate one person from amongst themselves to act as Chair.

6.3 The Chair shall be entitled to regulate the procedures prior to and at any review and/or hearing of a Ruling Board.

7. PROPOSED RULINGS BY THE RULING BOARD

7.1 The details of any proposed Ruling issued upon the motion of the Board of Directors may be provided to any bona fide person or any players, equipment manufacturer or national association or members thereof with an interest in the proposed Ruling.

7.2 Any person so notified shall be given a reasonable period within which to forward comments, objections, or requests for information to the President or their designee in connection with the proposed Ruling.

8. APPLICATION FOR RULINGS

8.1 An application for a Ruling may be made by any party with a bona fide interest in the Ruling including any player, equipment manufacturer or national association or member thereof.

8.2 Any application for a Ruling must be submitted in writing to the President.

8.3 To be valid an application for a Ruling must include the following minimum information:

- a.** The full name and address of the Applicant.
- b.** The date of the application.
- c.** A statement clearly identifying the interest of the Applicant in the question upon which a Ruling is requested.
- d.** All relevant documentary evidence upon which the Applicant intends to rely at any hearing.
- e.** If, in the opinion of the Applicant, expert evidence is necessary they shall include a request for such expert evidence to be heard. Such request must identify the name of any expert proposed and their relevant expertise.
- f.** When an application for a Ruling on a racket or other piece of equipment is made, a prototype or, exact, copy of the equipment in question must be submitted with the application for a Ruling.
- g.** If, in the opinion of the Applicant, there are extraordinary or unusual circumstances, which require a Ruling to be made within a specified time or before a specified date they shall include a statement describing the extraordinary or unusual circumstances.

8.4 If an application for a Ruling does not contain the information and/or equipment referred to at Clause 8.3 (a)-(g) above the President or their designee shall notify the Applicant giving the Applicant a specified reasonable time within which to remedy the defect. If the Applicant fails to remedy the defect within the specified time the application shall be dismissed.

9. CONVENING THE RULING BOARD

9.1 On receipt of a valid application or on the motion of the Board of Directors the President or their designee may convene a Ruling Board to deal with the application or motion.

9.2 The Ruling Board need not hold a hearing to deal with an application or motion where the application or motion, in the opinion of the Chair can be resolved in a fair manner without a hearing.

10. PROCEDURE OF THE RULING BOARD

10.1 The Chair of a Ruling Board shall determine the appropriate form, procedure and date of any review and/or hearing.

10.2 The Chair shall provide written notice of those matters set out at 10.1 above to any Applicant or any person or association who has expressed an interest in the proposed Ruling.

10.3 The Chair shall determine all matters relating to evidence and shall not be bound by judicial rules governing procedure and admissibility of evidence provided that the review and/or hearing is conducted in a fair manner with a reasonable opportunity for the relevant parties to present their case.

10.4 Under these procedures any review and/or hearings:

a. Shall take place in private.

b. May be adjourned and/or postponed by the Ruling Board.

10.5 The Chair shall have the discretion to co-opt from time to time additional members onto the Ruling Board with special skill or experience to deal with specific issues, which require such special skill or experience.

10.6 The Ruling Board shall take its decision by a simple majority. No member of the Ruling Board may abstain.

10.7 The Chair shall have the complete discretion to make such order against the Applicant [and/or other individuals or organisations commenting objecting or requesting information at any review and/or hearing] in relation to the costs of the application and/or the reasonable expenses incurred by the Ruling Board in holding tests or obtaining reports relating to equipment subject to a Ruling as they shall deem appropriate.

11. NOTIFICATION

11.1 Once a Ruling Board has reached a decision it shall provide written notice to the Applicant, or, any person or association who has expressed an interest in the proposed Ruling as soon as reasonably practicable.

11.2 Such written notice shall include a summary of the reasoning behind the decision of the Ruling Board.

11.3 Upon notification to the Applicant or upon such other date specified by the Ruling Board the Ruling of the Ruling Board shall be immediately binding under the Rules of Tennis.

12. APPLICATION OF CURRENT RULES OF TENNIS

12.1 Subject to the power of the Ruling Board to issue interim Rulings the current Rules of Tennis shall continue to apply until any review and/or hearing of the Ruling Board is concluded and a Ruling issued by the Ruling Board.

12.2 Prior to and during any review and/or hearing the Chair of the Ruling Board may issue such directions as are deemed reasonably necessary in the implementation of the Rules of Tennis and of these procedures including the issue of interim Rulings.

12.3 Such interim Rulings may include restraining orders on the use of any equipment under the Rules of Tennis pending a Ruling by the Ruling Board as to whether or not the equipment meets the specification of the Rules of Tennis.

13. APPOINTMENT AND COMPOSITION OF APPEAL TRIBUNALS

13.1 Appeal Tribunals shall be appointed by the President or their designee from members of the Board of Directors.

13.2 No member of the Ruling Board who made the original Ruling shall be a member of the Appeal Tribunal.

13.3 The Appeal Tribunal shall comprise of such number as the President or their designee shall determine but shall be no less than three.

13.4 The Appeal Tribunal shall nominate one person from amongst themselves to act as Chair.

13.5 The Chair shall be entitled to regulate the procedures prior to and at any appeal hearing.

14. APPLICATION TO APPEAL

14.1 An Applicant [or a person or association who has expressed an interest and forwarded any comments, objections, or requests to a proposed Ruling] may appeal any Ruling of the Ruling Board.

14.2 To be valid an application for an appeal must be:

a. Made in writing to the Chair of the Ruling Board who made the Ruling appealed not later than 45 days following notification of the Ruling;

b. Must set out details of the Ruling appealed against; and

c. Must contain the full grounds of the appeal.

14.3 Upon receipt of a valid application to appeal the Chair of the Ruling Board making the original Ruling may require a reasonable appeal fee to be paid by the Appellant as a condition of appeal. Such appeal fee shall be repaid to the Appellant if the appeal is successful.

15. CONVENING THE APPEAL TRIBUNAL

15.1 The President or their designee shall convene the Appeal Tribunal following payment by the Appellant of any appeal fee.

16. PROCEDURES OF APPEAL TRIBUNAL

16.1 The Appeal Tribunal and their Chair shall conduct procedures and hearings in accordance with those matters set out in sections 10, 11 and 12 above.

16.2 Upon notification to the Appellant or upon such other date specified by the Appeal Tribunal the Ruling of the Appeal Tribunal shall be immediately binding and final under the Rules of Tennis.

17. GENERAL

17.1 If a Ruling Board consists of only one member that single member shall be responsible for regulating the hearing as Chair and shall determine the procedures to be followed prior to and during any review and/or hearing.

17.2 All review and/or hearings shall be conducted in English. In any hearing where an Applicant, and/or other individuals or organisations commenting, objecting or requesting information do not speak English an interpreter must be present. Wherever practicable the interpreter shall be independent.

17.3 The Ruling Board or Appeal Tribunal may publish extracts from its own Rulings.

17.4 All notifications to be made pursuant to these procedures shall be in writing.

17.5 Any notifications made pursuant to these procedures shall be deemed notified upon the date that they were communicated, sent or transmitted to the Applicant or other relevant party.

17.6 A Ruling Board shall have the discretion to dismiss an application if in its reasonable opinion the application is substantially similar to an application or motion upon which a Ruling Board has made a decision and/or Ruling within the 36 months prior to the date of the application.

© ITF Limited t/a International Tennis Federation
All rights reserved
2022

If you have a rules question, send full details by email to finalword@usta.com

PART 2—THE CODE

THE PLAYERS' GUIDE TO FAIR PLAY AND THE UNWRITTEN RULES OF TENNIS

***The Code* is not part of the ITF Rules of Tennis. Players must follow *The Code*, except to the extent to which an official assumes some of their responsibilities. This edition of *The Code* is an adaptation of the original.**

PREFACE

When a serve hits a player's partner who is stationed at the net, is it a let, fault, or loss of point? Likewise, what is the ruling when a serve, before touching the ground, hits an opponent who is standing *back* of the baseline? The answers to these questions are obvious to anyone who knows the fundamentals of tennis, but it is surprising the number of players who don't know these fundamentals. All players have a responsibility to be familiar with the basic rules and customs of tennis. Further, it can be distressing when a player makes a decision in accordance with a rule and the opponent protests with the remark: "Well, I never heard of that rule before!" Ignorance of the rules constitutes a delinquency on the part of a player and often spoils an otherwise good match.

What is written here constitutes the essentials of *The Code*, a summary of procedures and unwritten rules that custom and tradition dictate all players should follow. No system of rules will cover every specific problem or situation. If players of goodwill follow the principles of *The Code*, they should always be able to reach an agreement, while at the same time making tennis more fun and a better game for all. The principles in *The Code* apply in cases not specifically covered by the **ITF Rules of Tennis** or the **USTA Regulations**.

Before reading this, the following question may come to mind: Since there is a book that contains all the rules of tennis, is there a need for *The Code*? Isn't it sufficient to know and understand all the rules? There are a number of things not stated in the rules that are covered by custom and tradition only. For example, if there is doubt on a line call, the opponent gets the benefit of the doubt. This result cannot be found in the rules. Further, custom dictates the standard procedures that players will use in reaching decisions. These are the reasons a code is needed.

SPORTSMANSHIP POLICY

Sportsmanship is the foundation of tennis. It is essential to tennis as a welcoming, open, and inclusive sport. Sports integrity follows a boundless set of core values and attributes that enrich the lives of all who participate. These attributes include, but are not limited to:

- Understanding and following the rules
- Being fair
- Acting with character
- Respecting others
- Winning with humility and losing with grace
- Maintaining composure
- Being accountable for one's own actions
- Giving others the benefit of the doubt

Tennis is more fun when players are good sports, and when persons associated with the players and the sport reinforce the ideals of good sport conduct. It entices people to stay involved with the sport their entire lives.

Being a good sport is its own reward—both on and off the tennis court. Sportsmanship builds trust, generates mutual respect, and promotes friendship among all people. As we grow and develop the game, we do so with the highest commitment to sports integrity.

PRINCIPLES

1. *Courtesy is expected.* Tennis is a game that requires cooperation and courtesy.

2. *Points played in good faith are counted.* All points played in good faith stand. For example, if after losing a point, a player discovers that the net was four inches too high, the point stands. If a point is played from the wrong court, there is no replay. If during a point, a player realizes that a mistake was made at the beginning (for example, service from the wrong court), the player must continue playing the point. Corrective action may be taken only after a point has been completed.

Shaking hands at the end of a match is an acknowledgment by the players that the match is over.

WARM-UP

3. *Warm-up is not practice.* A player should provide the opponent a warm-up of five to ten minutes. If a player declines to warm up the opponent, the player forfeits the right to a warm-up, and the opponent may warm up with another person. Some players confuse warm-up and practice. Each player should try to hit shots directly to the opponent. If partners want to warm each other up while their opponents are warming up, they may do so.

4. *Warm-up serves are taken before first serve of match.* A player should take all warm-up serves before the first serve of a match. A player who returns serves should return them at a moderate pace in a manner that does not disrupt the server.

MAKING CALLS

5. *Player makes calls on own side of net.* A player calls all shots landing on, or aimed at, the player's side of the net.

6. *Opponent gets benefit of doubt.* A player should always give the opponent the benefit of any doubt. When a match is played without officials, the players are responsible for making decisions, particularly for line calls. There is a subtle difference between player decisions and those of an on-court official. An official impartially resolves a problem involving a call, whereas a player is guided by the principle that any doubt must be resolved in favor of an opponent. A player in attempting to be scrupulously honest on line calls frequently will keep a ball in play that might have been out or that the player discovers too late was out. *Even so, the game is much better played this way.*

7. *Ball touching any part of line is good.* If any part of a ball touches a line, the ball is good. A ball 99% out is still 100% good. A player shall not call a ball out unless the player clearly sees space between where the ball hits and a line.

8. *Ball that cannot be called out is good.* Any ball that cannot be called out is considered to be good. A player may not claim a let on the basis of not seeing a ball. One of tennis' more infuriating moments occurs after a long hard rally when a player makes a clean placement and an opponent says: "I'm not sure if it was good or out. Let's

play a let.” Remember, it is each player’s responsibility to call all balls landing on, or aimed at, the player’s side of the net. If a ball cannot be called out with certainty, it is good. When a player says an opponent’s shot was really out but offers to replay the point to give the opponent a break, it seems clear that the player actually doubted that the ball was out.

9. *Either partner may make calls in doubles.* Although either doubles partner may make a call, the call of a player looking down a line is more likely to be accurate than that of a player looking across a line.

10. *All points are treated same regardless of their importance.* All points in a match should be treated the same. There is no justification for considering a match point differently from a first point.

11. *Requesting opponent’s help.* When an opponent’s opinion is requested and the opponent gives a positive opinion, it must be accepted. If neither player has an opinion, the ball is considered good. Aid from an opponent is available only on a call that ends a point.

12. *Out calls reversed.* A player who calls a ball out must reverse the call if the player becomes uncertain or realizes that the ball was good. The point goes to the opponent and is not replayed. However, when a receiver reverses a fault call on a serve that hit the net, the server is entitled to two serves.

13. *Player calls own shots out.* With the exception of the first serve, a player should call out the player’s own shots if the player clearly sees the ball out regardless of whether requested to do so by an opponent. The prime objective in making calls is accuracy. All players should cooperate to attain this objective.

14. *Partners’ disagreement on calls.* On any call, always give your opponents the call that most benefits them (Code §6). For example, if one partner calls the ball out and the other partner sees the ball good, the ball is good. It is more important to give opponents the benefit of the doubt than to avoid possibly hurting a partner’s feelings. The tactful way to achieve the desired result is to tell a partner quietly of the mistake and then let the partner concede the point. If a call is changed from out to good, the principles of **Code § 12** apply.

15. *Audible or visible calls.* No matter how obvious it is to a player that an opponent’s ball is out, the opponent is entitled to a prompt audible or visible out call.

16. *Spectators never make calls.* A player must not enlist the aid of a spectator in making a call. No spectator has a part in a match.

17. *Prompt calls eliminate two chance option.* A player must make all calls promptly. A call must be made either before the player’s return shot has gone out of play or before an opponent has had an opportunity to play the return shot.

Prompt calls will quickly eliminate the “two chances to win the point” option that some players practice. To illustrate, a player is advancing to the net for an easy put away and sees a ball from an adjoining court rolling toward the court. The player continues to advance and hits the shot, only to have the supposed easy put away fly over the baseline. The player then claims a let. The claim is not valid because the player forfeited the right to call a let by choosing instead to play the ball. The player took a chance to win or lose and is not entitled to a second chance.

18. *Let called when ball rolls on court.* When a ball from another court enters the playing area, any player on the court affected may call a let as soon as the player becomes aware of the ball. The player loses the right to call a let if the player unreasonably delays in making the call.

19. *Touches, hitting ball before it crosses net, invasion of opponent’s court, double hits, and double bounces.* A player must concede the point when:

- A ball in play touches that player;
- That player or that player's racket touches the net or opponent's court while a ball is in play;
- That player hits a ball before it crosses the net;
- That player deliberately carries or double hits a ball; or
- A ball bounces more than once in that player's court.

The opponent is not entitled to make these calls. The principle of giving the opponent the benefit of any doubt applies.

20. *Balls hit through net or into ground.* A player makes the ruling on a ball that the player's opponent hits:

- Through the net; or
- Into the ground before it goes over the net.

21. *Making calls on clay courts.* If any part of a ball mark touches a line on a clay court, the ball must be called good. If only part of the mark on a court can be seen, this means that the missing part is on a line or tape. A player should take a careful second look at any point-ending placement that is close to a line on a clay court. Occasionally a ball will strike the tape, jump, and then leave a full mark behind the line. If a player hears the sound of a ball striking the tape and sees a clean spot on the tape near the mark, the player should give the point to the opponent.

A player is not required to show an opponent the mark. The opponent shall not pass the net to inspect a mark.

SERVING

22. *Server's request for third ball.* When a server requests three balls, the receiver must comply when the third ball is readily available. Distant balls must be retrieved at the end of a game.

23. *Avoid foot faults.* Players should not foot fault because it violates **ITF Rule of Tennis 18**. It is a foot fault when a foot just touches the line, even when the player does not follow the serve to the net.

24. *Calling foot faults.* The receiver or the receiver's partner may call foot faults only after all reasonable efforts, such as warning the server and attempting to get an official to the court, have failed and the foot fault is so flagrant as to be clearly perceptible from the receiver's side.

25. *Service calls in doubles.* In doubles the receiver's partner should call the service line, and the receiver should call the sideline and the center service line. Nonetheless, either partner may call a ball that either clearly sees.

26. *Service calls by serving team.* Neither the server nor server's partner shall make a fault call on the first service even if they think it is out because the receiver may be giving the server the benefit of the doubt. There is one exception. If the receiver plays a first service that is a fault and does not put the return in play, the server or server's partner may make the fault call. The server and the server's partner must call out any second serve that either clearly sees out.

27. *Service let calls.* Any player may call a service let. The call must be made before the return of serve goes out of play or is hit by the server or the server's partner. If the serve is an apparent or near ace, any let must be called promptly.

28. *Obvious faults.* A player shall not put into play or hit over the net an obvious fault. To do so constitutes rudeness and may even be a form of gamesmanship. On the other hand, if a player does not call a serve a fault and gives the opponent the

benefit of a close call, the server is not entitled to replay the point.

29. *Receiver readiness.* The receiver must play to the reasonable pace of the server. The receiver should make no effort to return a serve when the receiver is not ready. If a player attempts to return a serve (even if it is a “quick” serve), then the receiver (or receiving team) is presumed to be ready. The receiver may not become unready unless outside interference occurs.

30. *Delays during service.* When the server’s second service motion is interrupted by a ball coming onto the court, the server is entitled to two serves. When there is a delay between the first and second serves:

- The server gets one serve if the server was the cause of the delay;
- The server gets two serves if the delay was caused by the receiver or if there was outside interference.

The time it takes to clear a ball that comes onto the court between the first and second serves is not considered sufficient time to warrant the server receiving two serves unless this time is so prolonged as to constitute an interruption. The receiver is the judge of whether the delay is sufficiently prolonged to justify giving the server two serves.

SCORING

31. *Server announces score.* The server must announce the game score before the first point of a game and the point score before each subsequent point of the game.

32. *Disputes.* Disputes over the score must be resolved by using one of the following methods, which are listed in the order of preference:

- Count all points and games agreed upon by the players and replay only disputed points or games;
 - If the players do not agree on the court in which the disputed point started, toss a coin to select the court.
 - If the players do not agree on who served a disputed point in a tiebreak, toss a coin to select the server. (A coin toss may also be needed to determine the side in which the point is played and the end from which the server serves.)
 - If the players do not agree on who served a disputed game, toss a coin to select the server.
- Play from a score mutually agreeable to all players;
- Spin a racket or toss a coin.

HINDRANCE ISSUES

33. *Claiming a hindrance.* A player who claims a hindrance must stop play as soon as possible.

34. *Talking when ball is in play.*

- Singles players should not talk during points.
- Talking between doubles partners when the ball is moving toward them is allowed.
- Doubles players should not talk when the ball is moving toward their opponent’s court.
- Any talking that interferes with an opponent’s ability to play a ball is a hindrance.

For example, if a doubles player hits a weak lob and yells “get back” and the yell

distracts an opponent who is about to hit the ball, then the opponent may claim the point based on a deliberate hindrance. If the opponent chooses to play the lob and misses it, the opponent loses the point because the opponent did not make a timely claim of hindrance.

For example, if a player yells after an injury or getting stung by a bee, this is an unintentional hindrance that would entitle the opponent to claim a let.

35. *Body movement.* A player may feint with the body while a ball is in play. A player may change position at any time, including while the server is tossing a ball. Any other movement or any sound that is made solely to distract an opponent, including, but not limited to, waving arms or racket or stamping feet, is not allowed.

36. *Let due to unintentional hindrance and loss of point due to deliberate hindrance.* A player who is hindered by an opponent's unintentional act or by something else outside the player's control is entitled to a let only if the player could have made the shot had the player not been hindered.

A player's racket coming out of the hand or a shoe coming off is not the basis for either player claiming a let.

A let is never authorized for a hindrance caused by something within a player's control, such as when a player's racket comes out of a hand, when a player's shoe comes off, or when a player trips over the player's own hat. However, if a player's hat falls off during a point, an opponent may immediately call a let due to unintentional hindrance.

Out calls and other noises from spectators are not hindrances and, therefore, are not considered grounds for a player calling a let or claiming the point.

A ringing cell phone is a deliberate hindrance; if an opponent's cell phone rings during a point, the player may immediately stop and claim the point. Another example of a deliberate hindrance occurs when the receiver asks the server to stop discarding the second ball after serving, and the server continues to discard the second ball. Continued discarding of the ball constitutes a deliberate hindrance, entitling the receiver to immediately stop play and claim the point.

37. *Grunting.* A player should avoid grunting and making other loud noises. Grunting and other loud noises may bother not only opponents but also players on adjacent courts. In an extreme case, an opponent or a player on an adjacent court may seek the assistance of an official. Grunting and the making of loud noises that affect the outcome of a point are hindrances. Only an official may rule that these actions are hindrances and order that a let be played or a loss of point, depending on whether an official had previously warned the offending player.

38. *Injury caused by player.* When a player accidentally injures an opponent, the opponent suffers the consequences. Consider the situation where the server's racket accidentally strikes the receiver and incapacitates the receiver. The receiver is unable to resume play within the time limit. Even though the server caused the injury, the server wins the match by retirement.

On the other hand, when a player deliberately injures an opponent and affects the opponent's ability to play, then the opponent wins the match by default. Hitting a ball or throwing a racket in anger is considered a deliberate act.

WHEN TO CONTACT OFFICIAL

39. *Withdrawing from match or tournament.* A player who has decided not to play a match or a tournament must notify the Referee immediately.

40. *Stalling.* Stalling violates the continuous play principle of the **ITF Rule of**

Tennis 29. A player who encounters a problem with stalling should contact an official. The following actions constitute stalling:

- Warming up longer than the allotted time;
- Playing at about one-third a player's normal pace;
- Taking more than 90 seconds on the odd-game changeover or more than 2 minutes on the set break.
- Taking longer than the time authorized during a rest period;
- Starting a discussion or argument in order to rest;
- Clearing a missed first service that doesn't need to be cleared; or
- Excessive bouncing of a ball before any serve.

Stalling is subject to penalty under the Point Penalty System.

41. *Requesting officials during play.* While normally a player may not leave the playing area, the player may contact an official for assistance. Some reasons for contacting an official include:

- Stalling;
- Flagrant foot faults;
- Extreme grunting;
- A medical or bleeding timeout;
- A scoring dispute; or
- A pattern of bad calls.

A player may refuse to play until an official responds.

BALL ISSUES

42. *Retrieving stray balls.* Each player is responsible for removing stray balls and other objects from the player's end of the court. Whenever a ball is not in play, a player must honor an opponent's request to remove a ball from the court or from an area outside the court that is reasonably close to the lines. A player shall not go behind an adjacent court to retrieve a ball or ask a player on an adjacent court to return a ball while a point is in play. When a player returns a ball from an adjacent court, the player must wait until the point is over on the court where the ball is being returned and then return it directly to one of the players, preferably the server.

43. *Catching a ball.* If a player catches a ball in play before it bounces, the player loses the point regardless of where the player is standing.

44. *New balls for third set.* When a tournament specifies new balls for a third set, new balls must be used unless all players agree otherwise.

MISCELLANEOUS

45. *Clothing and equipment malfunction.* If clothing or equipment, other than a racket, becomes unusable through circumstances outside the control of a player, play may be suspended for a reasonable period. A player may leave the court after a point is over to correct the problem. If a racket or string is broken, a player may leave the court to get a replacement, but the player is subject to code violations for delay under the Point Penalty System.

46. *Placement of towels.* Towels are to be placed on the ground outside the net post or at the back fence. Clothing or towels should never be placed on a net.

PART 3 — USTA REGULATIONS

All USTA members and all clubs and organizations affiliated with the USTA shall be governed by the **USTA Regulations** and the specific USTA regulations that apply to the tournament or program including, but not limited to:

- The USTA Net Generation Pathway Regulations apply to USTA Net Generation Programs.
- The USTA Adult and Family Tournament, Ranking, and Sanctioning Regulations apply to Adult and Family tournaments.
- The USTA Junior Tournament, Ranking, and Sanctioning Regulations apply to junior tournaments.
- The USTA Wheelchair Tournament, Ranking, and Sanctioning Regulations apply to Wheelchair tournaments.

These regulations are available on the USTA website.

FAC Comment

These regulations often use the term “player.” Where appropriate, this term also refers to a doubles team.

The words “shall” and “must” are mandatory. The word “should” is permissive and generally implies a guideline to be followed whenever possible.

I. PRE-TOURNAMENT REGULATIONS

A. Applicability of USTA Regulations

1. *Use in USTA sanctioned tournaments.* The **USTA Regulations** and the **ITF Rules of Tennis** shall be observed throughout all sanctioned tournaments and sanctioned matches.
2. *Definition of tournaments.* Tournaments refer to all forms of competition, including, but not limited to, tournaments, championships, team championships, matches, exhibitions, events, intersectionals, international competitions, and zonals. Tournaments are classified as open, closed, or invitational.
3. *Regulations for USTA tournaments that are part of WTA, ATP, or ITF circuits.* In any USTA sanctioned tournament in which a division is a part of the WTA or the ATP or is sanctioned by the ITF, that division shall use the WTA, ATP, or ITF tournament regulations.

FAC Comment I.A-1: Officials may be administering tournaments under the authority of the ATP, WTA, or ITF organizations, whose regulations may be at variance with **USTA Regulations** in some respects. In such situations, officials should reach a clear understanding of these differences before the tournament begins. Each division must be played under **USTA Regulations** or under the WTA, ATP, or ITF tournament regulations. In tournaments played under ITF tournament regulations, all **USTA Regulations** not inconsistent with the ITF tournament regulations apply.

4. *Regulations for other circuits.* Circuits to which **USTA Regulation I.A.3.** does not apply may adopt special tournament regulations to be uniformly applied throughout each tournament in the circuit, *provided that* the regulations are not inconsistent with the **ITF Rules of Tennis** and the **USTA**

Regulations and that notice thereof is published with the information for the circuit. Any special tournament regulations for Junior tournaments must be consistent with the USTA Junior Tournament, Ranking, and Sanctioning Regulations or the USTA Net Generation Pathway Regulations. Any special tournament regulations for Adult and Family tournaments must be consistent with the USTA Adult and Family Tournament, Ranking, and Sanctioning Regulations. Any special tournament regulations for Wheelchair tournaments must be consistent with the USTA Wheelchair Tournament, Ranking, and Sanctioning Regulations.

FAC Comment I.A-2: USTA Regulation I.A.4. authorizes Sectional Associations and District Associations to adopt regulations not inconsistent with **USTA Regulations** for tournaments over which they have been granted sanctioning authority.

FAC Comment I.A-3: The term “District Associations” applies equally to other subdivisions of Sectional Associations.

B. Application for Sanction and Appointment of Tournament Committee

Before the start of a tournament, the applicant shall apply for a sanction (see **USTA Regulation XVII.**) and shall appoint a Tournament Committee of at least three persons. The Tournament Chair, the Tournament Director, and the Referee shall be members of the Committee. Neither the Tournament Chair nor the Tournament Director may serve as or assume the responsibilities of the Referee or Deputy Referee unless specifically authorized by other USTA regulations.

C. Tournament Committee

1. *Tournament Committee duties.* The Tournament Committee supervises all administrative details of the tournament, including the appointment of the Referee and the extent to which other officials will be used. It has broad discretionary powers in carrying out its functions in all cases not covered by the **ITF Rules of Tennis** or **USTA Regulations**. The responsibilities of the Tournament Committee include the responsibilities listed in **Table 2**.

FAC Comment I.C-1: The Tournament Committee should familiarize itself with the *USTA Emergency Care Guidelines*. See **Part 4**.

2. *Tournament Chair.* The Tournament Chair is the head of the Tournament Committee. This person is the official representative of the Tournament Committee to the USTA, Sectional Associations, and District Associations. Normally a Tournament Committee submits its sanction application through its Tournament Chair. The Tournament Chair may not serve as or assume the responsibilities of the Referee or Deputy Referee unless specifically authorized by other USTA regulations.

3. *Tournament Director.* The Tournament Director serves as the chief executive officer for the Tournament Committee and is directly responsible for the administrative details of the tournament. In many, but not all, tournaments the Tournament Chair also serves as the Tournament Director. The Tournament Director may not serve as or assume the responsibilities of the Referee or Deputy Referee unless specifically authorized by other USTA regulations.

USTA Reg.	TABLE 2 Responsibilities of Tournament Committee
	A. Pre-Tournament
I.B.	Obtains any required USTA sanction
I.C.1.	Appoints the Referee and determines the extent to which other officials will be used
III.A.4.	Arranges for enough courts so that the tournament can be completed on time and so the Referee can schedule matches in each division on the specified surface
I.H.1.	Determines the means of entering the tournament
I.H.2.	Makes decisions about the basic format and structure of the tournament so that the information that USTA Regulation I.H.2. requires to be on the entry form and website can be published
I.H.2.	When possible publishes any tournament requirement for verification of the reason for withdrawal
I.H.3.b.	When appropriate, accepts late entries
I.H.3.	Accepts the entries
I.H.8.	Refunds entry fees when USTA Regulation I.H.8. or USTA Junior Tournament, Ranking, or Sanctioning Regulations require it
I.H.3.a.	Provides the Referee with a complete list of entrants
I.H.4.	Provides the Referee with a list of alternates in priority order
I.F.	Determines type of ball to be used.
I.C.4.	When appropriate, appoints a Deputy Referee (shared responsibility with Referee)
I.D.	Appoints a Tournament Appeals Committee to hear appeals
II.B.1	Determines the time and public place where the draw will be made
	B. Making the Draw
II.B.2.	Assigns at least one Tournament Committee member to assist the Referee or Deputy Referee in making the draw
II.A.1.	Determines the seedings, <i>except</i> in certain national junior events. See USTA Junior Tournament, Ranking, and Sanctioning Regulations
II.C.4.	Corrects errors in seeding
	C. Conducting the Tournament
IV.A.1.	Assures that all players meet membership requirement
III.A.1.	Keeps order on the grounds
III.A.3.	Provides the tennis balls
III.A.2.	Provides supplies, including singles sticks
III.A.4.	When necessary to finish a tournament, authorizes play in a division on more than one surface type, but only when specifically authorized by USTA Regulation III.A.4.
III.A.4.	When there is no practicable way to finish an event, makes arrangements mutually agreeable to the players to finish at a later date or declares the tournament unfinished. See USTA Regulation III.A.4.

USTA Reg.	TABLE 2 (Cont'd)
IV.C.16.	When authorized and appropriate, waives the requirement for verification of injury or illness or providing a description of personal circumstance
	D. After the Tournament
V.A.1.	Submits draw sheets within three days to the governing body that issued the sanction
V.A.2.	Reports on players whose prize money was withheld

4. *Referee and Deputy Referee.* Upon appointment, the Referee becomes a member of the Tournament Committee. The Referee is the official who is responsible for assuring that the competition is fair and played under the **ITF Rules of Tennis** and **USTA Regulations**. The Referee supervises all aspects of play, including, but not limited to, the conduct and actions of players, coaches, parents, spectators, officials, groundskeepers, and administrative crew. A Deputy Referee is an official appointed by the Referee or Tournament Committee to assist in the performance of the Referee's duties or to assume these duties when the Referee is absent. A Deputy Referee who makes the draw should also be a member of the Tournament Committee. The Referee's responsibilities include the responsibilities listed in **Table 3**.
 - a. *Presence of Referee or Deputy Referee.* The Referee (or in the Referee's absence, a Deputy Referee) shall be present during play.

FAC Comment I.C-2: The Referee should be on site during the tournament. The Deputy Referee steps in only during those short periods when the Referee is off site or is playing a match in the tournament. Because of the requirement of being present during play, an official may not simultaneously serve as the Referee or Deputy Referee of multiple tournaments unless they are held at the same site.

- b. *Referee's discretion.* The Referee and each Deputy Referee shall use judgment in all situations not specifically covered by the **ITF Rules of Tennis** or **USTA Regulations**.
- c. *Certification required for Referees of USTA National Championships.* The Referee of each USTA National Championship shall be a Referee certified by the USTA; each Deputy Referee shall be an official certified by the USTA.
- d. *Certification of Referees of other tournaments.* The USTA recommends the use of Referees certified by the USTA in all other USTA sanctioned tournaments.

D. Tournament Appeals Committee

The Tournament Committee shall appoint a Tournament Appeals Committee to decide player appeals of the Referee's disqualification or unilateral default of a player. The Tournament Appeals Committee shall be comprised of at least

USTA Reg.	TABLE 3 Responsibilities of Referee
	A. Pre-Tournament
I.C.4.	Appoints, as necessary, Deputy Referee(s) to assist and assume the Referee's duties when the Referee is not present (shared responsibility with Tournament Committee)
I.H.3.	Obtains a complete list of entrants from the Tournament Committee
I.H.3.	Obtains a list of alternates in priority order
IV.C.16.	Receives any required written verification of injury or illness or required written description of personal circumstance from players who withdrew from the draw and documents the reasons for withdrawals
	B. Making the Draw
II.B.1. & II.B.2.	Makes the draw publicly at a time and place set by the Tournament Committee
II.A.3.	Lists the seeded players in numerical order
II.B.2.	When the draw is made by a Deputy, establishes when control of the draw returns to the Referee
II.C.3.	Handles substitutions
II.C.1.	Replaces a seeded player who withdraws before play starts
II.C.2.	Enters into the draw a player omitted from the draw because of tournament administrative error, whenever possible
	C. Scheduling Matches
II.D. & III.B.2.	Schedules matches
II.D.3.	Responds to player requests for match times
II.D.4.	Posts the schedule on the official draw sheet
II.D.4.	Changes the schedule only for a compelling reason and promptly notifies the affected players
	D. Conducting the Tournament
I.D.	May not serve as a member of the Tournament Appeals Committee
FACom I.G.4.	May play in the tournament if a Deputy assumes the Referee's duties while the Referee is playing
IV.A.2.	Designates the place where players check in for play
I.F.3. & III.B.10.	Determines the ball-change pattern, if any
IV.A.1.	When directed to do so by the Tournament Committee, checks that all players meet USTA membership requirement
IV.A.2. & IV.D.20.	Assesses penalties for lateness. See Table 16
III.B.3.	Disqualifies an ineligible player and decides whether to reinstate the loser of the last match won by the disqualified player
I.C.4.	Supervises all aspects of play including, but not limited to, the conduct and actions of players, coaches, parents, spectators, officials, groundskeepers, and administrative crew
C 32 & 41	Settles scoring disputes in matches without officials

USTA Reg.	TABLE 3 (Cont'd)
III.B.4.	Determines who may enter the playing area
R Appendix VI & III.B.12.	Decides all questions of law
III.B.11.	Assigns Umpires and replaces them only as necessary
III.B.5.	Defaults players for cause
IV.E.3.	After unilaterally defaulting a player, remains available for up to 15 minutes to receive any player appeal
III.B.7. & IV.E.4.	Rules on the appeal of a player who has been defaulted by another official
III.B.6.	Prevents a player defaulted for misconduct from participating in other matches at the tournament and determines whether a player defaulted for reasons other than misconduct may play in the consolation
IV.E.6.	Immediately defaults a player who bets on any match in the tournament
III.B.8.	Handles infractions observed in non-officiated matches
III.B.9. & III.D.	Suspends and postpones play
III.E.5.	Handles player requests directed to the Referee for a medical timeout or bleeding timeout
III.G.	Handles player requests directed to the Referee for a wheelchair repair timeout
III.H.	When inclement weather, health concerns, or safety concerns cause the tournament to be shortened, follows established procedures
III.I.5.	Determines whether a player may practice on the match court during a rest period with balls other than the match balls
II.B.6.c.	Resolves ties in round robin tournaments
II.D.7. & III.C.1.	Offers players at least the minimum rest between matches set out in USTA Regulation III.C.1.
II.D.8.	Assures that the minimum rest periods between sets are followed
	E. Post-Tournament
IV.F.5. & V.A.3	Within three days of the tournament's completion, reports violations of USTA Regulations , any penalties imposed, and suspension points assessed to the: <ul style="list-style-type: none"> • Sectional Association in which the tournament is held; • Player's Sectional Association; and • Applicable Competition Department if the tournament was listed on a national tournament schedule

two members. Time is of the essence in deciding appeals. Upon being notified by a player that the player wishes to appeal the Referee's decision, the Referee shall immediately contact at least two members of the Tournament Appeals Committee. Once two members have convened to decide an appeal, they need not wait for other members before reaching a decision. There are no formal notice requirements for assembling the Tournament Appeals Committee, and two members of the Committee constitute a quorum. The Tournament Appeals Committee may meet in person, by conference telephone call, or by other means that will facilitate a prompt decision.

The Tournament Committee may serve as the Tournament Appeals Committee, *except* the Referee shall not serve as a member of the Tournament Appeals Committee. Decisions of the Tournament Appeals Committee are final.

E. Match Formats and Scoring

The Tournament Committee determines the match format and scoring system, *unless* an applicable National, sectional, or district regulation specifies or restricts the format to be used. Most matches use the scoring system specifically described in **Rules 5, 6, and 7** of the **ITF Rules of Tennis**, and are the best of three tiebreak sets. In interscholastic and state championships in the Boys' 18 and Girls' 18 Divisions, the final round may be the best of five tiebreak sets. In the Men's Open, 25, and 30 Divisions, matches in any round may be the best of five tiebreak sets. Other match formats may be used. Results of matches using other formats must be used for rankings unless prohibited by applicable National, sectional, or district ranking regulations. Commonly used formats include No-Ad scoring, matches consisting of the best of three sets with a Match Tiebreak in lieu of the third set, pro sets, matches consisting of one set only, short sets, and formats authorized in the USTA Net Generation Pathway Regulations. The tournament entry form must specify the format being used.

1. Tiebreaks.

- a. **7-Point Set Tiebreak (first to 7 by a margin of 2).** The 7-Point Set Tiebreak (first to 7 by a margin of 2) is the tiebreak game described in **Rule 5(b)** of the **ITF Rules of Tennis** and determines the winner of any set in which it is used. Use of the 7-Point Set Tiebreak is mandatory in all sets of any sanctioned tournament, *except* pro sets (see **USTA Regulation I.E.4.**).
- b. **10-Point Match Tiebreak in lieu of deciding final set.** The 10-Point Match Tiebreak (first to 10 by a margin of 2) is described in **Appendix V.4. (Match Tie-Break (10 Points))** of the **ITF Rules of Tennis** and determines the winner of any match in which it is used. The match tiebreak used in USTA sanctioned tournaments shall be the 10-Point Match Tiebreak, *unless* other USTA regulations specifically authorize a different Match Tiebreak format.

Any tournament electing to use a Match Tiebreak in lieu of a deciding final set shall announce the election on the entry form.
- c. **Coman Tiebreak Procedure.** The Coman Tiebreak Procedure is the same as the procedure described above, *except* ends are changed after the first point, then after every four points, and at the conclusion of the tiebreak. See **Appendix V (Change of Ends)** to the **ITF Rules of Tennis**. A Sectional Association may authorize any tournament below the National Championship level to use the Coman Tiebreak Procedure. The appropriate USTA competition committee may authorize the use of the Coman Tiebreak Procedure for any other tournament. Any tournament electing to use the Coman Tiebreak Procedure must announce the election before the start of tournament play. The Coman Tiebreak Procedure may be used with any tiebreak.
- d. **Recording the Set Tiebreak score.** When a Set Tiebreak is played, the score of the set shall be written 7-6(x) or 6-7(x), with (x) being the number of points won by the loser of the tiebreak. For example, 7-6(4) means the tiebreak score was 7-4, and 6-7(14) means the tiebreak score was 14-16.

- e. *Recording the Match Tiebreak score.* If a Match Tiebreak is played in lieu of the deciding final set, the score is recorded 1-0(x) with x being the number of points won by the loser or the score of the tiebreak is put in [brackets].
 - f. *Ball changes.* If a ball change is due at the start of a tiebreak, it shall be deferred until the start of the second game of the next set. A tiebreak counts as one game in determining ball changes. If a ball change is due at the start of a tiebreak that is being played in lieu of the deciding final set, there shall be no ball change.
2. *No-Ad scoring.* The No-Ad scoring system is described in **Appendix V (“No-Ad” Scoring System)** of the **ITF Rules of Tennis**. A tournament electing to use No-Ad scoring must announce the election before the start of tournament play.
 3. *Short sets.* A tournament electing to use “short” sets must announce the election on the entry form. Three examples of recording scores for a short set are 4-2, 5-3, and 5-4 (x) (in the case of a short set decided by a tiebreak). See **Appendix V.1. (“Short Sets”)** of the **ITF Rules of Tennis**.
 4. *Pro sets.* A match may consist of a pro set. Unless otherwise specified, a pro set is one set in which a player or team must win eight games by a margin of two games to win the match. If the score reaches 8-all, a 7-Point Tiebreak (first to 7 by a margin of 2) is played, with the winner of the tiebreak winning the match by a score of 9-8(x), where x is the number of points won by the player or team who lost. The Tournament Committee may instead use a 10-Point Tiebreak (first to 10 by a margin of 2) to decide the winner of a pro set if the Committee includes this information on the entry form and website. Any tournament electing to use the pro set shall announce its use on the entry form and website. If a pro set other than the 8-game pro set is used, the Tournament Committee shall specify the format on the entry form and website.

F. Balls and Ball-Change Pattern

1. *The type of ball.* The Tournament Committee determines the type of ball. At the Sectional Championship level and above, the type of ball shall be consistent throughout a tournament event unless the playing surface or conditions are changed. For example, both heavy duty felt balls and regular felt balls normally shall not be used in the same tournament event. Ball consistency is recommended for tournaments below the Sectional Championship level.
2. *Approved balls.* In all USTA tournaments and leagues, the ball used must be on the list of balls approved by the USTA or must be otherwise authorized by the USTA. The USTA shall rule on whether any ball or prototype complies with the specifications adopted by the ITF pursuant to the **ITF Rules of Tennis** or is otherwise authorized for play. Rulings may be made on the USTA’s own initiative or upon application by any party with a bona fide interest, including any player, equipment manufacturer, ITF, Sectional Association, District Association, Organization Member, or Direct Member Club. Rulings shall be made in accordance with the then-current testing procedures adopted by the USTA. A list of balls approved by the USTA shall be published.

FAC Comment I.F-1: A current list of the USTA approved balls is available at www.usta.com.

3. *Referee determines ball-change pattern.* The Referee shall determine the ball-change pattern subject to the right of the Chair Umpire to order a ball-change at other than the normal time when the Chair Umpire determines that abnormal conditions warrant so doing.
4. *Number of balls.* New balls shall be used to start a match commencing with the warm-up. At least three balls shall be used for matches at tournaments above the Sectional Championship level and are recommended for matches at the Sectional Championship level.

When a tournament specifies new balls for a third set, new balls shall be used unless all players agree otherwise.
5. *Warm-ups.* Warm-ups in which the match balls are used are treated as the equivalent of two games of match play.

G. Player Eligibility

1. *USTA membership generally required to play in sanctioned tournaments.* All players, including non-U.S. citizens, are required to be members of the USTA in order to play in sanctioned tournaments, *unless* this requirement is waived by the USTA or one of its Sectional Associations or District Associations for an Entry Level Tournament. USTA membership is not required to play in sanctioned matches or tournaments that are interscholastic, intercollegiate, or limited to students and conducted by scholastic or collegiate officials.

For the purpose of this provision, all foreign players are presumed to be residents of the United States, Puerto Rico, U.S. Virgin Islands, Province of British Columbia, Guam, American Samoa, or the Commonwealth of the Northern Mariana Islands, and thereby required to enroll unless they have a certification from their national association or from the USTA stating that they are in fact nonresidents of the United States as above defined. If a foreign, nonresident player requests that the USTA issue a certification that the player is a nonresident, then the USTA will issue the certification upon finding that the player is a nonresident.
2. *Open to amateurs and professionals.* All USTA tournaments are open to amateurs and professionals.
3. *Eligibility for tournaments.* There are four general categories of tournaments:
 - *Junior;*
 - *Adult;*
 - *Family; and*
 - *Wheelchair.*
 - a. *Junior tournaments (18, 16, 14, 12, 10, 8).* A player, if otherwise eligible, may enter any Junior Division if the player has not exceeded the maximum age by the last day of the month during which the division is scheduled to start (see **Table 4**); *provided that*, annually the Junior Competition Committee may designate one or more national tournaments to use the ITF's year-of-birth age eligibility regulation.

FAC Comment I.G-1: The USTA Junior Tournament, Ranking, and Sanctioning Regulations require players to be 11 years of age or to have completed the requirements of the Net Generation PlayTracker as of the entry deadline to play in any tournament that counts for junior rankings or a Net Generation Program Event that uses Yellow Ball Tennis.

The USTA Net Generation Pathway Regulations:

- Require players to be 5 years of age to play in a Net Generation Event that uses Red Ball Tennis; and
- Require players to be at least 9 years old or be at least 7 years old and have passed certain requirements of the Net Generation PlayTracker before playing in a Net Generation Event that uses Green Ball Tennis.

TABLE 4
Junior Eligibility

Generally, juniors are eligible to play in USTA sanctioned junior divisions if they are USTA members born on or after the dates listed in this table.

Tournaments starting in 1/23:

18s born Feb. 1, 2004, or later;
16s born Feb. 1, 2006, or later;
14s born Feb. 1, 2008, or later;
12s born Feb. 1, 2010, or later;
10s born Feb. 1, 2012, or later;
8s born Feb. 1, 2014, or later.

Tournaments starting in 5/23:

18s born June 1, 2004, or later;
16s born June 1, 2006, or later;
14s born June 1, 2008, or later;
12s born June 1, 2010, or later;
10s born June 1, 2012, or later;
8s born June 1, 2014, or later.

Tournaments starting in 2/23:

18s born March 1, 2004, or later;
16s born March 1, 2006, or later;
14s born March 1, 2008, or later;
12s born March 1, 2010, or later;
10s born March 1, 2012, or later;
8s born March 1, 2014, or later.

Tournaments starting in 6/23:

18s born July 1, 2004, or later;
16s born July 1, 2006, or later;
14s born July 1, 2008, or later;
12s born July 1, 2010, or later;
10s born July 1, 2012, or later;
8s born July 1, 2014, or later.

Tournaments starting in 3/23:

18s born April 1, 2004, or later;
16s born April 1, 2006, or later;
14s born April 1, 2008, or later;
12s born April 1, 2010, or later;
10s born April 1, 2012, or later;
8s born April 1, 2014, or later.

Tournaments starting in 7/23:

18s born Aug. 1, 2004, or later;
16s born Aug. 1, 2006, or later;
14s born Aug. 1, 2008, or later;
12s born Aug. 1, 2010, or later;
10s born Aug. 1, 2012, or later;
8s born Aug. 1, 2014, or later.

Tournaments starting in 4/23:

18s born May 1, 2004, or later;
16s born May 1, 2006, or later;
14s born May 1, 2008, or later;
12s born May 1, 2010, or later;
10s born May 1, 2012, or later;
8s born May 1, 2014, or later.

Tournaments starting in 8/23:

18s born Sept. 1, 2004, or later;
16s born Sept. 1, 2006, or later;
14s born Sept. 1, 2008, or later;
12s born Sept. 1, 2010, or later;
10s born Sept. 1, 2012, or later;
8s born Sept. 1, 2014, or later.

TABLE 4 (continued)

Tournaments starting in **9/23**:
 18s born Oct. 1, 2004, or later;
 16s born Oct. 1, 2006, or later;
 14s born Oct. 1, 2008, or later;
 12s born Oct. 1, 2010, or later;
 10s born Oct. 1, 2012, or later;
 8s born Oct. 1, 2014, or later

Tournaments starting in **1/24**:
 18s born Feb. 1, 2005, or later;
 16s born Feb. 1, 2007, or later;
 14s born Feb. 1, 2009, or later;
 12s born Feb. 1, 2011, or later;
 10s born Feb. 1, 2013, or later;
 8s born Feb. 1, 2015, or later.

Tournaments starting in **10/23**:
 18s born Nov. 1, 2004, or later;
 16s born Nov. 1, 2006, or later;
 14s born Nov. 1, 2008, or later;
 12s born Nov. 1, 2010, or later;
 10s born Nov. 1, 2012, or later;
 8s born Nov. 1, 2014, or later.

Tournaments starting in **2/24**:
 18s born March 1, 2005, or later;
 16s born March 1, 2007, or later;
 14s born March 1, 2009, or later;
 12s born March 1, 2011, or later;
 10s born March 1, 2013, or later;
 8s born March 1, 2015, or later.

Tournaments starting in **11/23**:
 18s born Dec. 1, 2004, or later;
 16s born Dec. 1, 2006, or later;
 14s born Dec. 1, 2008, or later;
 12s born Dec. 1, 2010, or later;
 10s born Dec. 1, 2012, or later;
 8s born Dec. 1, 2014, or later.

Tournaments starting in **3/24**:
 18s born April 1, 2005, or later;
 16s born April 1, 2007, or later;
 14s born April 1, 2009, or later;
 12s born April 1, 2011, or later;
 10s born April 1, 2013, or later;
 8s born April 1, 2015, or later.

Tournaments starting in **12/23**:
 18s born Jan. 1, 2005, or later;
 16s born Jan. 1, 2007, or later;
 14s born Jan. 1, 2009, or later;
 12s born Jan. 1, 2011, or later;
 10s born Jan. 1, 2013, or later;
 8s born Jan. 1, 2015, or later.

Tournaments starting in **4/24**:
 18s born May 1, 2005, or later;
 16s born May 1, 2007, or later;
 14s born May 1, 2009, or later;
 12s born May 1, 2011, or later;
 10s born May 1, 2013, or later;
 8s born May 1, 2015, or later.

b. *Adult tournaments.*

- i. *Adult Open Divisions.* A player, if otherwise eligible, may enter any Adult Open Division that is not restricted by age or rating.
- ii. *Adult Age Group Divisions.* A player, if otherwise eligible, may enter any Men's or Women's Division with a minimum age restriction if the player will reach the minimum age by December 31 of the year during which the division is scheduled to start.
- iii. *Adult NTRP Divisions.* The USTA Adult and Family Tournament, Ranking, and Sanctioning Regulations establish the eligibility criteria for entering the Adult NTRP Divisions.
- iv. *Other level-based divisions based on ratings.*
 - (A) *Other level-based divisions with no age restrictions.* A player, if otherwise eligible, may enter any other level-based division if the player's rating is less than or equal to the rating for the division.

- (B) *Other level-based divisions with minimum age restrictions.* A player, if otherwise eligible, may enter any other level-based division with a minimum age restriction if the player's rating is less than or equal to the rating for the division and if the player will reach the minimum age by December 31 of the year during which the division is scheduled to start.

FAC Comment I.G-2: The USTA may require a specific rating system for determining eligibility in a level-based Adult Division.

- c. *Family tournaments.* A team, if otherwise eligible, may enter any:
- i. *Parent-Child Division* if the parent and child are related by virtue of blood, legal adoption, or current step relationship. (Death does not destroy any step relationship, but divorce does.) A child may play with different parents in different tournaments or different divisions in a tournament.
 - ii. *Parent-Child Division with minimum age restriction for parent* if the parent and child are related as defined in **USTA Regulation I.G.3.c.i.** and the parent will reach the minimum age by December 31 of the year during which the division is scheduled to start.
 - iii. *Grandparent-Grandchild Division* if the grandparent and grandchild are related by virtue of blood, legal adoption(s), or current step relationship(s). Adoptive and step relationship(s) may be created at the parent or the grandparent levels. (Death does not destroy any step relationship, but divorce does.) A child may play with different grandparents in different tournaments.
 - iv. *Husband-Wife Doubles Division* if one player is male and the other player is female and the players are:
 - Married;
 - In a civil union;
 - Domestic partners; or
 - Spousal equivalents.
 - v. *Same Gender Couples Doubles Division* if players are of the same gender and the players are:
 - Married;
 - In a civil union;
 - Domestic partners; or
 - Spousal equivalents.
 - vi. *Combined Ages Division* if players meet the other requirements of the division and the combined age of the players will reach the minimum combined age for the division by December 31 of the year during which the division is scheduled to start.
- d. *Wheelchair tournaments.*
- i. *Eligible impairment.* A player, if otherwise eligible, may enter any Wheelchair Division if the player has an eligible impairment affecting the lower extremities that falls into one of the categories in **Table 5**.
 - ii. *Quad eligibility.* A Quad wheelchair player, if otherwise eligible,

may enter a Quad Division if the player has a permanent medical condition listed in **Table 5** that affects three or more limbs.

- iii. *Junior age eligibility.* A player, if otherwise eligible, may enter any Junior Wheelchair Division if the player has not exceeded the maximum age by the last day of the month during which the division is scheduled to start (see **Table 4**).
- iv. *Criteria for specific divisions and use of power wheelchairs.* The USTA Wheelchair Tournament, Ranking, and Sanctioning Regulations specify the criteria for entering a Wheelchair division, which may include minimum and maximum rankings or ratings, and requirements related to the use of powered wheelchairs.

TABLE 5
Eligible Impairment Criteria for Wheelchair Divisions

Eligible Impairment	Examples of Underlying Health Conditions
Impaired Muscle Power: A condition that either reduces or eliminates the ability to voluntarily contract the muscles in order to move or to generate force.	Spinal cord injury (complete or incomplete, tetra or paraplegia or paraparesis), muscular dystrophy, post-polio syndrome, and spina bifida.
Limb Deficiency: Total or partial absence of bones or joints as a consequence of trauma, illness, or congenital limb deficiency.	Traumatic amputation, amputation due to bone cancer, or dysmelia.
Leg Length Difference of 7 cm or More	Dysmelia and congenital or traumatic disturbance of limb growth.
Hypertonia: Increase in muscle tension and a reduced ability of a muscle to stretch caused by damage to the central nervous system	Cerebral palsy, traumatic brain injury, and stroke.
Ataxia: Uncoordinated movements caused by damage to the central nervous system.	Cerebral palsy, traumatic brain injury, stroke, and multiple sclerosis.
Athetosis: Continual slow involuntary movements.	Cerebral palsy, traumatic brain injury, and stroke.
Impaired Passive Range of Movement: A restriction or a lack of passive movement in one or more joints.	Athrogryposis and contracture resulting from chronic joint immobilization or trauma affecting a joint.

FAC Comment I.G-3: Wheelchair players should read the current ITF Wheelchair Tennis Handbook for the eligibility requirements to participate in ITF sanctioned wheelchair tournaments.

- e. *Mixed doubles tournaments.* A team, if otherwise eligible, may enter if one player is female and the other player is male. Players must also meet any age or NTRP requirements of the division.
- f. *Coed tournaments.* A player, if otherwise eligible, may enter a coed tournament regardless of gender.

FAC Comment I.G-4: Members of the Tournament Committee (including the Referee) may play in a tournament. A Deputy Referee shall serve as the Referee during the Referee's matches.

H. Entry Process

1. *Means of entry.* The Tournament Committee determines the means of entering the tournament, which may be by its own entry form, by a standard entry form, or by electronic means, *unless* an applicable National, sectional, or district regulation specifies the entry form.
2. *Entry form.* Before entries open, the Tournament Committee shall place the following information on its entry form and its website:
 - The specific events and the eligibility requirements;
 - The specific limit, if any, on the size of the draws;
 - The process for selecting players;
 - The locations and dates of play (including rain dates, if any);
 - The sanctioning bodies;
 - The entry fee;
 - The draw formats and whether any consolation is mandatory;
 - The time and place of the draw;
 - The match format for the main draw, consolation, and doubles;
 - When applicable, a statement specifying the method of seeding used;
 - When applicable, a statement of the type of Match Tiebreak used in lieu of the deciding final set;
 - The entry deadline (the date by which entries must be received by the Tournament Committee);
 - The mailing or electronic address where the entry form should be sent;
 - Any clothing or shoe restrictions;
 - The time and place of any player meeting and how to notify the tournament if a player is unable to attend;
 - The ball type (brand name not required) that will be used;
 - The number of balls for play and the ball-change policy;
 - The type of court surface; and
 - When applicable, a statement that the tournament will play Red, Orange, or Green Ball Tennis (including the specific court dimensions, ball type, and racket size allowed).

See **USTA Regulation II.B.7.** for additional information that is published once a decision has been made to separate an event into multiple draws.

It is recommended that the Tournament Committee include additional

information, such as how first match information may be obtained, the names of the Referee and other members of the Tournament Committee, and the requirement for a player to deliver written verification or description of the reasons for a withdrawal.

FAC Comment I.H-1: Tournaments post the information required by **USTA Regulation I.H.2.** on the Tournament Home Page. The following information provided in the USTA's administration platform for tournaments will automatically appear on the Tournament Home Page:

- Entry fees;
- Tournament dates;
- Entry deadline (also known as the registration deadline);
- Events and abbreviation for draw format;
- Draw limit;
- Primary tournament site address and link to directions to the site;
- Tournament Director and contact information; and
- Surface type.

Tournaments should post the additional information required by **USTA Regulation I.H.2.** Many tournaments also post additional information, such as:

- Information on doubles entries, such as whether entries are accepted after the online deadline and whether the tournament will pair players with partners;
- Directions to all satellite sites;
- Hotel information;
- Practice court information; and
- Availability of indoor backup.

3. *Acceptance of entries.*

a. *Tournament Committee accepts entries.* The Tournament Committee is responsible for accepting the entries. It shall furnish the Referee with a complete list of accepted entrants and ordered list of alternates.

b. *Late entries.* The Tournament Committee may accept late entries, *provided that*

- Late entries are accepted into the draw or placed on the alternate list in the order received after entries received by the deadline; and
- Late entries received at the same time are ordered randomly. If the draw has been made, the Tournament Committee may accept only late entries of players who do not invalidate the seedings.

4. *Acceptance of entries in tournaments with limited size draws.* If the number of entrants exceeds the draw limit, the Tournament Committee accepts players and alternates into the draw using one of the listed methods.

a. *Entries received by deadline accepted based on record.* Players with entries received by the deadline are:

- Accepted into the draw based on their records; and
- Alternates shall be ordered based on their records.

The Tournament Committee may also accept players of established ability who do not have current records or whose records are affected by illness, injury, or lack of recent play. If the Tournament Committee is unable to determine the record of some players with timely entries,

then it shall accept these players into the draw and onto the alternate list by a random draw and never by the date of receipt of entries.

FAC Comment I.H-2: The USTA encourages tournaments to accommodate all the players who wish to enter, particularly in the case of Entry Level Tournaments. Sometimes a greater number of players can be accommodated in Entry Level Tournaments when shortened match formats or multiple draws in the same divisions are used.

- b. *Optional methods.* The USTA Adult and Family Tournament, Ranking, and Sanctioning Regulations, USTA Junior Tournament, Ranking, and Sanctioning Regulations, USTA Wheelchair Tournament, Ranking, and Sanctioning Regulations, or USTA Net Generation Pathway Regulations may authorize optional methods of selecting players for their respective tournaments.
5. *No discrimination in acceptance of entries.* Entries may not be refused on the basis of race, creed, sexual orientation, color, or national origin.
6. *Voluntary submission of seeding information.* A player who wants to be seeded should submit a player record and ranking.
7. *Electronic service fee.* Players who enter tournaments may be charged a non-refundable fee for electronic entries.
8. *Withdrawal from tournament and refund of entry fee.* The Tournament Committee shall refund a player's entire entry fee if the entry is not accepted. In all tournaments, *except* tournaments listed on the National Junior Tournament Schedule, the Tournament Committee shall refund a player's entire entry fee if the player withdraws no later than seven days before the start date of the tournament; no refund is required beginning six days before the start date of the tournament. The fee for electronic entries is not a considered a part of the entry fee and is non-refundable. See USTA Junior Tournament, Sanctioning, and Ranking Regulations for entry fee refunds in USTA Junior National Tournaments.

The Tournament Committee shall not charge any fee (such as a processing, service, or handling fee) for refunding the entry fee.

A player shall not withdraw from a tournament except for illness, injury, personal circumstance, or previously authorized entry into another tournament (see **USTA Regulation IV.C.16.**).
9. *Request for special scheduling.* A player may submit a request for special scheduling with the player's entry. See **USTA Regulation II.D.1.** for how the Referee handles these requests.

FAC Comment I.H-3: The inclusion of the word *Invitational* in the title means that the entry in the tournament is by invitation only. The Tournament Committee may accept players into the draw using whatever criteria it chooses so long as it does not discriminate on the basis of race, creed, sexual orientation, color, or national origin.

FAC Comment I.H-4: The inclusion of the word *Closed* in the title of the tournament means that the tournament is limited to residents of a particular geographic area. The inclusion of the word *Open* in the title of the tournament means that the tournament is open to all players regardless of where they reside.

II. DRAW REGULATIONS

A. Seeding

While there is no requirement that every tournament have seedings, most tournaments of the elimination and compass draw types, as distinguished from round robins, use seedings to ensure that players of recognized outstanding ability do not confront each other in the early rounds.

1. *Responsibility for seeding.* The Tournament Committee determines the seedings, *except* that USTA Junior National Tournaments shall be seeded as specified in the USTA Junior Tournament, Ranking, and Sanctioning Regulations.
2. *Number of seeds.* The number of players seeded shall equal a power of two (for example, 1, 2, 4, 8, 16, or 32). The maximum ratio of players seeded shall be one to three, *except* that any draw may have one or two seeds and special provisions may apply to national Adult and Family tournaments sanctioned by the Adult Competition Committee.

FAC Comment II.A-1: The decision on whether to round up or down to a power of two depends on adequate seeding information. The Tournament Committee should round up to the next power of two when adequate information is available. Examples: A draw of 24 could have either four or eight seeds depending on the information available, but a draw of 23 could have no more than four seeds. Similarly, a draw of 96 could have either 16 or 32 seeds, but a draw of 95 could have no more than 16 seeds. A draw of 3 or 4 could have one or two seeds.

FAC Comment II.A-2: ITF tournament regulations permit no more than 16 seeds in tournaments that are part of an ITF circuit.

3. *Listing seeds.* The Referee shall list the seeded players in the draw in numerical order to the extent that the Tournament Committee has information available to do so, and then the Referee shall list all other seeded players in groups. For example, if the first 5 seeds are numerically seeded, seeds 6 through 8 could be grouped.
4. *Seeding methods.*
 - a. *Computerized List Method.* The Computerized List Method of seeding is based on a computerized system of rankings, ratings, or standings.
 - b. *All Factors Method.* The All Factors Method of seeding is based on the players' chances of winning the tournament as determined by the Tournament Committee. The Tournament Committee shall consider all reasonably available information, including ranking lists, ratings, standing lists, recent records, types of surface, and particularly head-to-head encounters.

FAC Comment II.A-3: When using the All Factors Method of seeding, it is common to start with a recent ranking or standing list and use other information to enhance the accuracy of the list. The Tournament Committee shall not rely on just the current rankings or standings. The Tournament Committee shall consider all reasonably available information, including results from unsanctioned matches. It should take care to assure itself that all results

are correct. The Tournament Committee should make every effort to obtain information from all available sources.

FAC Comment II.A-4: Some common errors in the All Factors Method of seeding: “He’s ranked No. 1, so he must be seeded No. 1”; “She won the tournament last year, so she must be seeded No. 1 this year”; “Since this is his first year in the division, he cannot be seeded or he cannot be seeded any higher than five.”

FAC Comment II.A-5: Doubles players playing together for the first time shall be considered for a seed based on doubles results with other partners and on singles results.

5. *Seeding in national tournaments.* The method of seeding at national tournaments is in the:
 - USTA Junior Tournament, Ranking, and Sanctioning Regulations;
 - USTA Adult and Family Tournament, Ranking, and Sanctioning Regulations; or
 - USTA Wheelchair Tournament, Ranking, and Sanctioning Regulations.
6. *Seeding in tournaments other than national tournaments.* Sectional Associations may require all or some of their tournaments to use the All Factors Method of seeding or a Computerized List Method of seeding. If a Sectional Association requires the use of a Computerized List Method of seeding, it shall publish its seeding criteria. The Sectional Associations may also allow their District Associations or subdivisions to make this decision. In this case, the District Association or subdivision shall publish its seeding criteria.

FAC Comment II.A-6: Any rating system may be used for seeding, *unless* the USTA has restricted its use. Sectional Associations or District Associations may require some tournaments to use a Computerized List Method of seeding and other tournaments to use the All Factors Method of seeding. The Sectional Associations or District Associations may also leave the choice to the Tournament Committee.

7. *Publication of method of seeding and seeding criteria.* All tournaments shall publish the method of seeding and the seeding criteria.
8. *Seeding groups.* Seeding groups refer to 1, 2, 3-4, 5-8, 9-16, and 17-32. A seeding group is treated separately in that players within that group are drawn to lines in the draw that are specifically designated for that group. The concept of seeding groups is important when the draw needs to be changed. Changes may be required if a:
 - Seeded player withdraws (see **USTA Regulation II.C.1.a.**);
 - Correction of error in seeding is required (see **USTA Regulation II.C.4.**); or
 - Player who should have been seeded was omitted from the draw (see **USTA Regulation II.C.2.b.**).
9. *Placing.* Placing is prohibited. Placing occurs, for example, when the Tournament Committee in a 16-draw tournament seeds four and “places” four. The practice of placing is an attempt to hide the fact that in reality

eight players have been seeded instead of the permissible maximum of four. The rule of “one in three” was established to provide some matches between strong players in the first round, to increase the variety of a player’s opponents, and to get away from the “strong-weak-strong-weak” pattern in the draw, thereby giving players who are usually first-round losers an occasional opportunity to meet each other and advance to the second or third round.

10. *Block seeding.* Block seeding refers to the practice of advancing the seeded players several rounds into the tournament. The unseeded players play matches to reach the round where the seeded players have already been stationed. The purpose of this practice is to allow the unseeded players to play several matches before playing a seeded player. Block seeding is authorized unless the applicable National, sectional, or district regulations prohibit it.

B. Making the Draw

1. *Public draw.* The draw, computer or manual, shall be made in public at the time and place specified by the Tournament Committee.
2. *Draw made by Referee or Deputy Referee.* The Referee or a Deputy Referee, assisted by at least one Tournament Committee member and preferably by two members, shall make the draw. The Referee and the Deputy Referee shall be jointly responsible for the draw’s compliance with applicable **USTA Regulations**. If the Referee has a Deputy Referee make the draw, the Referee shall determine when the Deputy Referee shall return the draw to the Referee, at which time the authority of the Deputy Referee over the draw ceases.

FAC Comment II.B-1: When a district, sectional, or the national office has a person who assists the Referee in making the draw, this person is appointed as a Deputy Referee and serves as a member of the Tournament Committee as long as the person’s authority as a Deputy Referee remains in place. These Deputy Referees should be certified as Referees by the USTA or should have undergone current Referee training with the USTA.

3. *Draw formats.* National, sectional, and district regulations may specify or restrict the draw format that may be used. **USTA Regulation II** describes the procedures that Referees must follow when they run single elimination draws, First Match Consolations, voluntary Sign-Up Consolations, Feed-In Championships, round robins, and compass draws. When a different draw format is used, the Tournament Committee must post on the tournament website or at the tournament site the updated procedures defining the format before the start of play. Referees must follow **USTA Regulations**, *except for* those **USTA Regulations** changed by the *posted* procedures.
4. *Main draw.* When the number of players is 4, 8, 16, 32, 64, 128, or any higher power of two, they shall meet in even pairs in progressive elimination in accordance with the following pattern:
 - a. *Balancing seeds.* The principle of drawing to position the seeds shall be applied so that the same number of seeds will fall in each half of the draw, in each quarter of the draw, etc.

- b. *Positioning seeds.* The first seed shall be positioned on the top line of the draw, and the second seed shall be positioned on the bottom line of the draw. The position of the remaining seeds shall be determined by a random drawing using the procedure described below, with each seeded player in the top half of the draw being positioned on the top line of the bracket for which that seed is drawn, and each seeded player in the bottom half of the draw being positioned on the bottom line of the bracket for which that seed is drawn. The procedure for different size draws with the maximum number of seeds is shown in **Table 6**.
- c. *Using byes to fill out draw.* When there are not enough players to put one player on each line in the draw, byes are added. This serves to bring to the second round a player on each line so that there can be an orderly progression down to two finalists. For example, with 27 players, five of the lines on a 32-draw sheet would be marked bye, and the five players drawn opposite those lines would move into the second round without playing a match, to be joined there by the 11 winners of first round matches to make up an even 16.
- d. *Distributing byes.* Byes drawn to the top half of the draw shall be positioned on even-numbered lines; byes drawn to the bottom half of the draw shall be positioned on odd-numbered lines.
 - i. *Standard method.*
 - (A) *To seeded players in descending order.* The byes shall go to seeded players in descending order. If group seeding is used and there are fewer byes available than there are players in the group, then a random drawing is used to determine which seeds within the group get the available byes. (For example, there is a draw of 27 in which seeds 1 through 3 are seeded numerically and the next five seeded players are seeded as a group. The first three byes go to the first three seeds. A random drawing determines which group seed is assigned to the #4 seed line. This player receives a bye. The four remaining group seeds are drawn randomly to the lines for the 5th through 8th seeds. A random drawing determines which of the four remaining group seeds receives the final bye.)
 - (B) *To lines opposite seeds if one in every four players had been seeded.* If there are more byes than seeded players, then the byes shall be positioned on the lines opposite the lines where additional seeds would have been positioned had the draw been full and had the tournament seeded one in four players. (For example, in a draw of 25 with 4 seeds and 7 byes, the first four byes would go on lines opposite seeds 1 through 4 and the next three byes would go on lines opposite the lines where seeds 5 through 7 would have gone. This would put these three byes randomly on three of the following lines 6, 14, 19, or 27.)
 - (C) *Remaining byes.* Remaining byes shall be distributed so that the total number of byes is evenly distributed by quarters and halves. No further attempt to balance the byes

TABLE 6
Positioning Seeds

A. Draw of 12-16 with 4 seeds.

- Seed 1 Line 1
- Seed 2 Line 16
- Seeds 3 & 4 Drawn at random for line 5 or 12

B. Draw of 24-32 with 8 seeds.

- Seed 1 Line 1
- Seed 2 Line 32
- Seeds 3 & 4 Drawn at random for line 9 or 24
- Seeds 5-8 Drawn at random for line 5, 13, 20, or 28

C. Draw of 48-64 with 16 seeds.

- Seed 1 Line 1
- Seed 2 Line 64
- Seeds 3 & 4 Drawn at random for line 17 or 48
- Seeds 5-8 Drawn at random for line 9, 25, 40, or 56
- Seeds 9-16 Drawn at random for line 5, 13, 21, 29, 36, 44, 52, or 60

D. Draw of 96-128 with 32 seeds.

- Seed 1 Line 1
- Seed 2 Line 128
- Seeds 3 & 4 Drawn at random for line 33 or 96
- Seeds 5-8 Drawn at random for line 17, 49, 80 or 112
- Seeds 9-16 Drawn at random for line 9, 25, 41, 57, 72, 88, 104, or 120
- Seeds 17-32 Drawn at random for line 5, 13, 21, 29, 37, 45, 53, 61, 68, 76, 84, 92, 100, 108, 116, or 124

E. Draw of 192-256 with 64 seeds.

- Seed 1 Line 1
- Seed 2 Line 256
- Seed 3 & 4 Drawn at random for line 65 or 192
- Seed 5-8 Drawn at random for line 33, 97, 160, or 224
- Seed 9-16 Drawn at random for line 17, 49, 81, 113, 144, 176, 208, or 240
- Seed 17-32 Drawn at random for line 9, 25, 41, 57, 73, 89, 105, 121, 136, 152, 168, 184, 200, 216, 232, or 248
- Seed 33-64 Drawn at random for line 5, 13, 21, 29, 37, 45, 53, 61, 69, 77, 85, 93, 101, 109, 117, 125, 132, 140, 148, 156, 164, 172, 180, 188, 196, 204, 212, 220, 228, 236, 244, or 252

by eighths or sixteenths shall be made. If the number of byes remaining to be distributed is not divisible by four, then the quarter or quarters that receive one more bye than the other quarter or quarters shall be determined by a random drawing.

(D) *Examples.*

After all seeds have received byes, or in the absence of seeding, the byes are drawn as follows:

Draw of 16. The 1st and 2nd byes are drawn for lines 2 and 15, the 3rd and 4th byes are drawn for lines 6 and

11, and byes 5-7 are drawn among lines 4, 8, 9, and 13 (balanced by half);

Draw of 32. The 1st and 2nd byes are drawn for lines 2 and 31, the 3rd and 4th byes are drawn for lines 10 and 23, byes 5-8 are drawn among lines 6, 14, 19, and 27 (balanced by half); and byes 9-15 are drawn among lines 4, 8, 12, 16, 17, 21, 25, and 29 (balanced by quarter and half);

Draw of 64. The 1st and 2nd byes are drawn for lines 2 and 63, and 3rd and 4th byes are drawn for lines 18 and 47, byes 5-8 are drawn among lines 10, 26, 39, and 55 (balanced by half), byes 9-16 are drawn among lines 6, 14, 22, 30, 35, 43, 51, and 59 (balanced by quarter and half) and byes 17-31 are drawn among lines 4, 8, 12, 16, 20, 24, 28, 32, 33, 37, 41, 45, 49, 53, 57, and 61 (balanced by quarter and half);

Draw of 128. The 1st and 2nd byes are drawn for lines 2 and 127, the 3rd and 4th byes are drawn for lines 34 and 95, byes 5-8 are drawn among lines 18, 50, 79, and 111 (balanced by half), byes 9-16 are drawn among lines 10, 26, 42, 58, 71, 87, 103, and 119 (balanced by quarter and half), byes 17-32 are drawn among lines 6, 14, 22, 30, 38, 46, 54, 62, 67, 75, 83, 91, 99, 107, 115, and 123 (balanced by quarter and half) and byes 33-63 are drawn among lines 4, 8, 12, 16, 20, 24, 28, 32, 36, 40, 44, 48, 52, 56, 60, 64, 65, 69, 73, 77, 81, 85, 89, 93, 97, 101, 105, 109, 113, 117, 121, and 125 (balanced by quarter and half).

FAC Example of Positioning Seeds and Distributing Byes in Draw of 22 with 4 Seeds and 10 Byes. See Figure 3.

Bill Merritt is seeded first; Gary Olson is seeded second; Jim Harper is seeded third; and Tom Jones is seeded fourth. There are 22 players.

1. *Positioning the seeds (USTA Regulation II.B.4.b.).* First seed Bill Merritt is placed on line 1; Second seed Gary Olson is placed on line 32. A draw determines whether the third seed Jim Harper goes to the top or bottom half. In this example Harper is drawn to the bottom half so his name goes on line 24, and Tom Jones goes on line 9.
2. *Distributing byes.*
 - a. *To seeded players in descending order (USTA Regulation II.B.4.d.i.(A)).* The first four byes go opposite the names of the seeds. This puts byes on lines 2, 10, 23, and 31.
 - b. *To lines opposite seeds if one in every four players had been seeded (USTA Regulation II.B.4.d.i.(B)).* If there had been a full draw of 32 and one in four players had been seeded, there would have been eight seeds. Since Seeds 5 through 8 would have gone on lines 5, 13, 20, and 28, byes go on lines 6, 14, 19, and 27.
 - c. *Remaining byes (USTA Regulation II.B.4.d.i.(C)).* Two byes still need to be distributed and need to be balanced by halves and by quarters. One bye should go in each half. A drawing determines which quarter in each half gets an additional bye. In this example the drawing

determined that the first and fourth quarters get the additional byes. These byes could go on lines 4 or 8 and on lines 25 or 29. A drawing determined that the additional byes go on lines 8 and 29.

3. *Filling in unseeded players by random drawing (USTA Regulation II.B.4.f.).* The 18 unseeded players are drawn randomly to the 18 remaining empty lines.
 - ii. *Alternate method for distributing byes when there is a Feed-In Championship and the first two rounds of the main draw in division are scheduled on same day.*
 - First, distribute byes to all the seeds.
 - Second, distribute byes so that the seeded players who receive byes will be playing other players who have also received byes. If there are not enough byes so that every seeded player is playing another player who has received a bye, then position these byes adjacent to the seeded players starting with the lowest seeded player.
 - Third, distribute a pair of byes in the fourth quarter of the draw starting from the bottom up; distribute a pair of byes in the first quarter of the draw starting from the top down; distribute a pair of byes in the third quarter of the draw starting from the bottom up; distribute a pair of byes in the second quarter of the draw starting from the top down; and repeat the cycle (fourth quarter, first quarter, third quarter, and second quarter) until all the byes have been distributed.
 - iii. *Alternate method of distributing byes that increases number of second round matches with double byes.*
 - Byes go to seeded players in descending order.
 - Remaining byes are distributed at the extremes of the first quarter and fourth quarter. The first bye goes on the first available even-numbered line below the top line of the first quarter. The second bye goes on the first available odd-numbered line above the bottom line of the fourth quarter. The third bye goes on the next available even-numbered line below the top line of the first quarter. The fourth bye goes on the next available odd-numbered line above the bottom line of the fourth quarter, etc. If the first and third quarters are filled, byes are added by alternating between the second and fourth quarters using the same procedure.
 - iv. *Alternate method of distributing byes that sometimes shortens tournament.*
 - Byes go to seeded players in descending order.
 - Remaining byes are distributed at the extremes of the first quarter and third quarter. The first bye goes on the first available even-numbered line below the top line of the first quarter. The second bye goes on the first available odd-numbered line above the bottom line of the third quarter. The third bye goes on the next available even-numbered line below the top line of the first quarter. The fourth bye

Positioning Seeds and Byes in Draw of 32 with 22 Players




Fig. 3

goes on the next available odd-numbered line above the bottom line of the third quarter, etc. If the first and third quarters are filled, byes are added by alternating between the second and fourth quarters using the same procedure.

FAC Comment II.B-2: The standard method for distributing byes, described in **USTA Regulation II.B.4.d.i.**, should be used for most tournaments, including those that use a Curtis Consolation Draw of 64. The Referee generally should choose an alternate method only when there is a distinct scheduling advantage to doing so.

- The method described in **USTA Regulation II.B.4.d.ii.** works well when there is a Feed-In Championship (FIC) in which the first two rounds of FIC are scheduled on the same day.
- The method described in **USTA Regulation II.B.4.d.iii.** increases the number of second-round matches in which both players have first-round byes. This may facilitate scheduling because players with byes are not waiting for their opponents to finish first-round matches. If there is a First Match Consolation, a player with a bye who loses in the second round will often receive a bye in the consolation and face another player who also lost after receiving a first-round bye. This method should not be used in a tournament with a Feed-In Championship.
- The method described in **USTA Regulation II.B.4.d.iv.** will shorten by one day a tournament that plays only one singles match a day and that has a Feed-In Championship with a draw only slightly larger than a power of two. (For example, the system works for a draw of 16 with up to 10 players, a draw of 32 with up to 20 players, a draw of 64 with up to 40 players, and a draw of 128 with up to 80 players.)

v. *Method of distributing byes in tournaments with consolation draw.* In addition to any method for distributing byes in tournaments with consolation draws described in **USTA Regulation II.B.**, the byes may be distributed as follows:

- Byes go to seeded players in descending order.
- Remaining byes are distributed at the extremes of the first quarter and third quarter. The first bye goes on the first available even-numbered line below the top line of the first quarter. The second bye goes on the first available odd-numbered line above the bottom line of the third quarter. The third bye goes on the next available even-numbered line below the top line of the first quarter. The fourth bye goes on the next available odd-numbered line above the bottom line of the third quarter, etc. If the first and third quarters are filled, byes are added by alternating between the second and fourth quarters using the same procedure.

e. *Byes not moved when player withdraws.* Once the byes are inserted in the draw, their positions shall not be changed even if a player withdraws. But see **USTA Regulation II.C.1.b.iv.** when a withdrawal creates a double bye.

- f. *Filling in unseeded players by random drawing.* Once the seeded players and the byes have been written in, the rest of the draw shall be filled in by drawing the names of the remaining players and putting them on the unoccupied lines in the order in which they are drawn, starting at the top and moving downward in sequence.
- g. *Discretionary procedure for separating opponents.* The Tournament Committee may direct the Referee to avoid conflicts in the draw that bring together first-match opponents from the same:
 - Area (e.g., city, state, country, Sectional Association, or District Association);
 - Family;
 - School;
 - Club; or
 - Doubles team.

The Tournament Committee decides the conflicts to be avoided, and the Referee implements the decision by using the following process:

- i. Randomly draw a line number not occupied by a seed or a bye. Exchange the second-drawn opponent in the match with the conflict for the player occupying the randomly drawn line.
- ii. If this process creates another conflict, do not make the exchange. Repeat the process drawing another line number until there is no conflict.
- iii. If separation cannot occur by moving the second-drawn opponent, move the first-drawn opponent following the same process.

FAC Comment II.B-3: The USTA's administrative platform for tournaments is not always able to generate a draw without conflicts. Before publishing the draw, the Referee should check the draw to determine whether players have been separated and should follow **USTA Regulation II.B.4.g.** to avoid conflicts as directed by the Tournament Committee. Seeded players and byes are not moved after initial placement.

5. *Consolation draw. Unless prohibited,* a mandatory First Match Consolation (FMC) draw, a mandatory Feed-In Championship (FIC) draw, or a voluntary Sign-Up Consolation (SC) draw may be used. Consolation matches should be conducted under the same conditions as the main draw, including the use of new tennis balls.

- a. *Instructions for mandatory First Match Consolation (FMC).*

The loser's name is placed on the same line on the consolation draw as the player would have occupied on the main draw had the player won there.

This type of consolation normally does not require a new drawing. An advantage to this consolation is that times may be scheduled in advance and, if so desired, the consolation may be scheduled so as to keep pace with main-draw play.

A player who wins in the first round by default and then loses in the second round moves into the consolation draw just as though the player had a first-round bye followed by a second-round main-draw loss.

round of the main draw may request that the Referee include the player in the consolation. The Referee shall decide based on available openings and scheduling considerations.

b. *Instructions for mandatory Feed-In Championship through quarterfinals for draw of 128.*

i. *Assigning numbers to each player.* Each player retains the player's number from the main draw, 1 through 128.

ii. *Placing first-round losers in FIC draw.* First-round losers from the main draw are entered on the FIC draw sheet, loser 1 or 2 versus loser 3 or 4, etc.

iii. *Feeding in main-draw second-round losers.* The winners of these first-round FIC matches play the losers from the second round of the main draw in the second round of the FIC.

iv. *Feeding in other main-draw round losers.* The winners of the FIC second-round play third-round qualifying matches to determine who will meet the third-round losers from the main draw. This sequence is carried through the quarterfinal round.

v. *Where to feed in main-draw losers.* Each loser shall be fed in to the FIC space corresponding to the number opposite the player's name in the main draw.

For example, the second-round loser 1, 2, 3, or 4 is placed at the bottom of the FIC draw sheet and will play the winner of the 125 or 126 versus 127 or 128.

The second-round loser who is fed in is one of four numbers, and the quarterfinalist is one of eight numbers.

vi. *Determining first through fifth places.* FIC semifinal and final rounds are played to determine the winner of the FIC. The FIC winner is the fifth-place finisher in the tournament. The loser of the FIC final is the sixth-place finisher. Third and fourth places are determined by a playoff between the semifinal losers in the main draw. The loser of the final in the main draw is the second-place finisher.

vii. *Determining additional places.* Additional places may be obtained by having the semifinal losers in the FIC play off for seventh and eighth places.


viii. *Positioning byes.* Any byes are fed into the FIC draw just as though they were players. If 2 is a bye in the regular tournament, the word "bye" will be written in the space 1 or 2 under the FIC first round.

ix. *Scheduling considerations.* FIC first-, second-, third-, fourth-, or quarterfinal-round matches should not be scheduled on the same day as the first-, second-, third-, fourth-, or quarterfinal-round matches in the main draw. Instead, these matches should be scheduled the following morning early and the qualifying matches that afternoon.

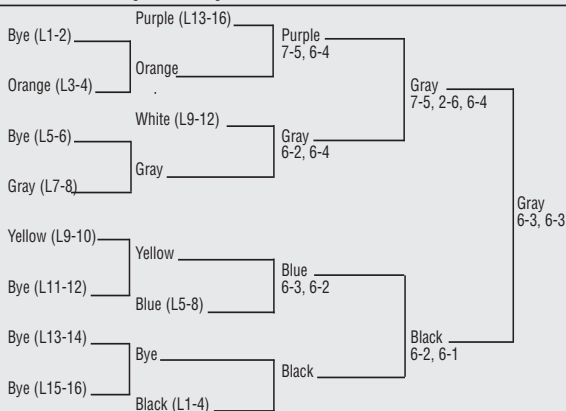
c. *Instructions for voluntary Sign-Up Consolation (SC).* A voluntary Sign-Up Consolation draw comprises all first match losers who choose to play in the draw. Only players who intend to complete the consolation should enter.

Positioning Players in Feed-In Championship Draw

Main Draw



Feed-In Championship



* Ed Orange was defaulted since he was late. Because his car broke down, the Referee decided to let him play in the Feed-In Championship draw.

Fig. 4

FAC Example of Positioning Seeds and Byes in draw of 11 with 2 Seeds and 5 Byes and Example of Resulting Feed-In Championship draw. See Figure 4.

Joe Green is seeded first; Robert Red is seeded second. There are 11 players.

1. *Positioning seeds (USTA Regulation II.B.4.b.).* First seed Joe Green goes on line 1; second seed Robert Red goes on line 16.
2. *Distributing byes.*
 - a. *To seeded players in descending order (USTA Regulation II.B.4.d.i.(A)).* The first two byes go opposite the names of the seeds. This puts byes on lines 2 and 15.
 - b. *To lines opposite seeds if four players had been seeded (USTA Regulation II.B.4.d.i.(B)).* If there had been a full draw of 16 and four players had been seeded, the third and fourth seeds would have gone on lines 5 and 12. Byes should go on lines 6 and 11.
 - c. *Remaining byes (USTA Regulation II.B.4.d.i.(C)).* Four byes have been distributed; one bye still needs to be distributed. A drawing is held to determine the quarter in which the bye goes. In this example the drawing determined that the bye goes in the fourth quarter. This means that it goes on line 13.
3. *Filling in unseeded players by lot (USTA Regulation II.B.4.f.).* The 9 unseeded players are drawn randomly to the 9 remaining empty lines.

FAC Comment II.B-4. Other Types of Feed-In Championship Draws.

1. **Feed-In Championship through Quarterfinals for Other Size Draws.** The Feed-In Championship through the quarterfinals can be used for draws other than 128, and the principles in **USTA Regulation II.B.5.b.** are used. This format may not be used for draws of 4 and 2 because there are no quarterfinals.
2. **Feed-In Championship through the Round of 16 with a Quarterfinal Playoff and a Playoff for 3rd place.** The USTA's administrative platform for tournaments has a Feed-In Consolation option in which:
 - Losers through the round of 16 go in the Feed-In Consolation with the winner of this draw placing 9th;
 - Losing quarterfinalists go in a separate draw to play for 5th through 8th places; and
 - Losing semifinalists play for 3rd and 4th place.This format may not be used for draws of 8, 4, or 2 because these draws have no round of 16.
3. **Curtis Consolation Draw of 64.** When there is a shortage of courts or when a Feed-In Championship needs to be played in a limited amount of time, some tournaments use a special Feed-In Championship format called the Curtis Consolation Draw of 64.
4. **Modified Feed-In Championship.** This type of Feed-In Championship feeds the losers from the first two or more rounds of the main draw into a consolation draw. This format is not intended for a draw of 4 because it would result in the 2nd place finisher being fed into the consolation.

The Tournament Committee shall publish a deadline that gives all first match losers the opportunity to enter the draw. The Sign-Up

Consolation draw is made as described in **USTA Regulation II.B.**, *except* no seeding is required.

6. *Round robin.*

- a. *When authorized. Unless prohibited* by an applicable National, sectional, or district regulation, round robin draws may be used in any tournament for which the entry form states that the tournament will be played using a round robin format and in any division in any tournament in which there are eight or fewer players or teams entered.
- b. *Procedure.* Each player in the round robin shall play every other player in the round robin.
- c. *Determining order of finish.* The player who wins the most matches is the winner. If two players are tied, then the winner of their head-to-head match is the winner.

If three or more players are tied, the Referee shall use the following steps in the order listed to break all ties. The Referee shall break as many ties as possible using a given step before using the next step. These steps are:

- The head-to-head win-loss record in matches involving just the tied players;
- The player with the highest percentage of sets won of all sets completed in the round robin;
- The head-to-head win-loss record in matches involving the players who remain tied;
- The player with the highest percentage of games won of all games completed in the round robin;
- The head-to-head win-loss record in matches involving the players who remain tied;
- The player with the highest percentage of sets won of sets completed among players in the group under consideration;
- The head-to-head win-loss record in matches involving the players who remain tied;
- The player with the highest percentage of games won of games completed among the players under consideration; and
- The head-to-head win-loss record in matches involving the players who remain tied.

If the Referee has applied all the steps and a tie still cannot be broken, the Referee shall use a random drawing among the remaining tied players to determine their order of finish.

FAC Comment II.B-5: These procedures for breaking ties apply, *except* when other USTA regulations specifically establish different procedures.

FAC Comment II.B-6: A Match Tiebreak played in lieu of a deciding final set counts as both one set and one game for the purpose of determining the order of finish. If the players inadvertently play out the third set or any portion thereof, it will still count as only one set and one game.

For the next three comments, assume that Adams, Baker, and Charles have

identical 4-1 records. Adams has a win over Baker; Baker has a win over Charles; and Charles has a win over Adams.

FAC Comment II.B-7: *Adams has the highest percentage of all sets won, and Charles has the second highest percentage of sets won. What is the order of finish?* Adams is first; Charles is second; and Baker is third because application of the percentage of all sets won procedure breaks all of the ties.

FAC Comment II.B-8: *Adams and Baker have won the same percentage of all sets. Charles has won a lower percentage of all sets than Adams and Baker. What is the order of finish?* Charles finishes third because Charles has the lowest percentage of sets won. This is the only tie that can be broken by the percentage of all sets won procedure. The Referee next turns to the head-to-head record between Adams and Baker. Adams finishes first because of the head-to-head win over Baker.

FAC Comment II.B-9: *Adams has the best percentage of all sets won. Baker and Charles have the same percentage of all sets won. What is the order of finish?* Adams finishes first because Adams has the best percentage of all sets won. This is the only tie that can be broken by percentage of all sets won procedure. The Referee next turns to head-to-head record between Baker and Charles. Baker finishes second because of the head-to-head win over Charles.

- d. *Defaults, withdrawals, walkovers, and retirements.* A player is credited with a win in the round robin if:
- The opponent withdraws;
 - The opponent creates a walkover;
 - The opponent retires; or
 - An official defaults the opponent.

When breaking a tie, only completed sets count as sets won and only completed games count as games won. A player who is defaulted for any reason other than lateness shall not play in subsequent matches and may not be declared the winner of the round robin. A player who is defaulted, retires, or creates a walkover shall finish lower than every player who has an identical match record.

FAC Comment II.B-10: The Referee's determination as to whether a match should be scored as a default (and its type), withdrawal, or retirement affects the outcome of the round robin. Therefore, the Referee should use great care in determining why a player is not playing a match.

7. *Separating event into multiple draws.* Unless prohibited by an applicable National, sectional, or district regulation, a Tournament Committee may separate an event into more than one draw. This decision may be made before entries open or after all entries have been received. The Tournament Committee must publish the following information on the tournament website once the decision has been made:
- The method for separating players in the draws;
 - If there will be multiple winners of the event;

- If the top finishers from each draw advance to a final round;
 - If all or some players play in a final or playoff round; and
 - If a final or playoff round is held, the procedure for determining who advances and if a round robin First Match Consolation or single elimination format is used.
- a. *Separating players into more than one draw.* Unless a method is specified for use or prohibited from use by an applicable National, sectional, or district regulation, use one method below to separate players into draws:
- i. *Waterfall all players.* Use the seeding principles in **USTA Regulation II.A.4.** to waterfall all players into different draws. Additionally, ratings may be used to order players.
 - ii. *Waterfall seeded players and randomly draw remaining players.* Use the seeding principles in **USTA Regulation II.A.4.** to waterfall the strongest players into different draws. Randomly draw the remaining players to fill the open spots in the draws.
 - iii. *Random draw.* Randomly draw all players.
 - iv. *Fighting players.* Flight players into draws so that players of similar levels compete against one another. Ratings, rankings, player records, and other information may be used to determine the levels of players. Players do not advance to a final round.

FAC Comment II.B-11: Any rating system may be used for waterfalloing and fighting players *unless* the USTA prohibits its use.

- b. *Final and playoff rounds.* A final round, if played, determines the overall winner. Additional playoff rounds for lower-place finishers may also be played. Use a round robin, First Match Consolation, or single elimination format.
 - c. *Placement of players in final and playoff rounds.*
 - If only same-place finishers advance to the same round (e.g., all first-place finishers advance to their own round and all second-place finishers advance to their own round), then place players by a random drawing.
 - In all other cases, place players by a random drawing, *except that*, a lower-place finisher shall play a higher-place finisher and no first match shall pair two players from the same draw.
8. *Compass draw.*
- a. *When authorized.* Unless prohibited by an applicable National, sectional, or district regulation, a compass draw may be used *provided* the entry form states the tournament will be played using a compass draw format.
 - b. *Seeding.* Seeding may be used to place the strongest players using the seeding principles in **USTA Regulation II.A.4.** Seeds shall be drawn according to the procedures used for making a standard draw.
 - c. *Making draw.* Each player is drawn to a line on the center draw sheet. The procedure for making a standard draw shall be followed for determining the exact line on which each player is placed.
 - d. *Byes.* Complications will develop if there are byes in the draw.

Therefore, it is best to limit the entries to 16, 32, or 64. A substitute list is helpful to eliminate problems caused by last-minute withdrawals. If there are byes, distribute them evenly in the quarters and halves of the draw as described in **USTA Regulation II.B.4.d.i.**

e. *Progression in draw.* At the end of each round, the winners continue in their tournament in the same direction, while the losers move to other points on the compass to form a new satellite tournament.

f. *Specific procedures for draw of 32.* (See **Figure 5.**)

At the end of round 1:

- The winners go east;
- The losers go west.

At the end of round 2:

- The east losers go north;
- The west losers go south.

At the end of round 3:

- The east losers go northeast;
- The north losers go northwest;
- The west losers go southwest;
- The south losers go southeast.

At the end of round 4:

- The losers are out of the tournament (unless it is announced in writing before the start of the first match of the tournament that there will be semifinal playoffs);
- The winners play the finals on each draw sheet.

g. *Specific procedures for draw of 16.* Use only the top half of the draw at each compass point. Follow the same procedure as in a draw of 32, *except* round 4 is the finals instead of the semifinals.

h. *Specific procedures for draw of 64.* Use two 32 draw sheets. Round 4 becomes the quarterfinals of each tournament instead of the semifinals. At the end of round 4 all losers are out of the tournament. The draw sheet tournaments continue with their own semifinal matches until there is an eventual winner for each. (The losers of the semifinals are out of the tournament.)

i. *Prizes.* The major prizes go to the east winner (who is undefeated) and to the east runner-up (who has lost only to the east winner). Next in order are the winners and runners-up from: northeast, north, northwest, west, southwest, south, and southeast. The Tournament Committee shall determine how many prizes are to be awarded.

9. *Alternate method for making collegiate and scholastic draws.* **USTA Regulation XII.A.** provides an alternate method for making collegiate and scholastic draws.

10. *Application to team competition.* The provisions of **USTA Regulation II.B.3.-9.** do not apply to team competition tournaments.

C. Changes in Draw

1. *Withdrawal of player before play starts.*

a. *Withdrawal of seeded player before play starts.* If a seed withdraws after the draw has been made but before the start of play, the Referee may do any of the following:

- i. Relocate the players whose seeding groups as defined in **USTA Regulation II.A.8.** have changed:

COMPASS DRAW SHEET

UNITED STATES TENNIS ASSOCIATION COMPASS DRAW

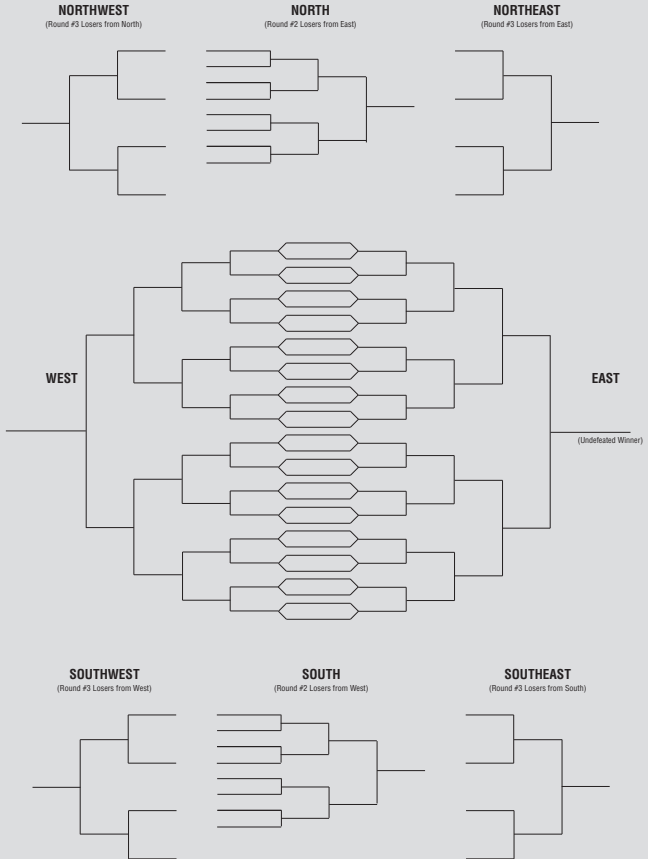


Fig. 5

- *16 draw.*
Seeds 1-4 withdrawing. If any of the top-four seeds withdraws, the next player eligible for seeding becomes the fourth seed, and to the extent necessary the three remaining original top four seeded players are assigned their new seeds, and any player whose seeding group has changed is moved to the correct position.
- *32 draw.*
Seeds 1-4 withdrawing. If any of the top-four seeds withdraws, the fifth seed becomes the fourth seed, and to the extent necessary the three remaining original top four seeded players are assigned their new seeds, and any player whose seeding group has changed is moved to the correct position. The next player eligible for seeding moves into the open fifth seed position.
Seeds 5-8 withdrawing. If the withdrawal is among seeds five through eight, the next player eligible for seeding takes the position vacated by the withdrawing seed.
- *64 draw.*
Seeds 1-4 withdrawing. If any of the top-four seeds withdraws, the fifth seed becomes the fourth seed, and to the extent necessary the three remaining original top four seeded players are assigned their new seeds, and any player whose seeding group as defined in **USTA Regulation II.A.8.** has changed is moved to the correct position. The ninth seed takes the position vacated by the fifth seed, and the next player eligible for seeding takes the open ninth seed position.
Seeds 5-8 withdrawing. If the withdrawal is among seeds five through eight, the ninth seed takes the position vacated by the withdrawing seed, and the next player eligible for seeding takes the open ninth seed position.
Seeds 9-16 withdrawing. If the withdrawal is among seeds nine through 16, the next player eligible for seeding takes the position vacated by the withdrawing seed.
- *Filling a vacant position.* To fill a vacant non-seed position created by any move described above, the Referee should follow **USTA Regulation II.C.1.b.**
 - ii. Fill the vacated position with a person not already in the draw whose inclusion would not invalidate the seedings;
 - iii. Remake the draw;

FAC Comment II.C-1: Follow the same principles for draws larger than 64.

- iv. Replace the withdrawing seed with the next player who would have been seeded and fill in the newly seeded player's former position in the draw with an alternate or a lucky loser (if there was a qualifying tournament).

FAC Comment II.C-2: Principles for replacement of a player also apply to a player who asks to withdraw but is defaulted instead because the player's reason for not playing is based on a reason other than injury, illness, or personal circumstance.

FAC Comment II.C-3: In ITF Adult or Senior Circuit tournaments, the ITF requires the use of the method in **USTA Regulation II.C.1.a.iv**. Referees of ITF tournaments should check the ITF website to verify that there are no changes to this ITF procedure.

In all other cases, Referees may choose among the four methods. The second and third methods are more appropriate for withdrawals that occur before the match schedule has been published or several days before the start of play. They also may be more appropriate in cases involving the withdrawal of a high seed. The first and fourth methods are simpler and may be more appropriate in the case of last minute withdrawals because the Referee will have to notify fewer players of the changes. The Referee is not required to change the draw if none of these methods is feasible.

- b. *Withdrawal of player who was not seeded or filling vacant position created by moving seeded players.* The Referee may do any of the following:
 - i. *Add player to draw.* If there are players awaiting entry into the draw, fill the position with a person not already in the draw whose inclusion would not invalidate the seedings;
 - ii. *Leave player in draw.* If there are no players awaiting entry into the draw, leave the player in the draw and advance the opponent by a withdrawal;
 - iii. *Remove player.* If there are no players awaiting entry into the draw and removing a player from the draw would eliminate a round of play in the:
 - Main draw: Move players using the principle of randomness so that there are no byes; or
 - Consolation draw: Add a bye so that the byes are evenly balanced and move the player displaced by the bye, if any, to the line previously occupied by the withdrawing player.

FAC Comment II.C-4: Examples of eliminating a round of play include not only reducing a draw of 33 to 32 or a draw of 17 to 16, but also reducing a draw of 49 to 48 or a draw of 25 to 24 in tournaments with Feed-In Championships.

- iv. *Move unseeded players if there are no players awaiting entry into draw and withdrawal would create double bye.* If there are no players awaiting entry into the draw and the withdrawal would create a double bye, then the Referee may:
 - (A) *Move opponent of highest seed who does not have bye.* Choose the opponent of highest seed who does not have bye and move this player to the proper position in the double bye. (Proper position is the top line of the pairing in the top half and the bottom line of the pairing in the bottom half.);

- (B) *Move player in adjoining match.* If all seeded players have byes and there is a first-round match in the adjoining match, then move one player from the adjoining match to the vacant position. (Matches are adjoining if the winners of these matches will meet in the next round.) This creates a second-round match between the same players who would otherwise play each other in the first round;
 - (C) *Move player from another first-round match.* If the adjoining match also contains a bye, first identify the quarter with the most players. If two or more quarters have the most players, then select a quarter in the half opposite the quarter where the vacant position is located. If the quarter is in the top half, select the first pair of players who have a first-round match and move the player on the bottom of the pairing to the vacant position. If the quarter is in the bottom half, select the first pair of players who have a first-round match and move the player on the top of the pairing to the vacant position.
2. *Players omitted from draw.* (See **Figure 6.**) Any player whose entry is received on time and is otherwise acceptable will not be denied a place in the draw because of administrative error or oversight by tournament officials unless the Referee determines that play has proceeded too far to make changes in the draw practicable. The entire draw does not have to be remade. Instead, the following procedure should be followed:
- a. *If play has not begun and if omitted player would not have been seeded,* then the player's place in the draw should be determined by a random drawing. The random drawing includes the omitted player and all unseeded players. The player whose name is drawn is placed on the line previously occupied by the last bye that was placed in the draw. See **USTA Regulation II.B.4.d.** for the order in which byes are placed in the draw. Unless the omitted player's name was the one drawn, the name is positioned on the line previously occupied by the player whose name was drawn. For example, there is a draw of 27 with eight seeds and five byes. Seeds 5, 6, 7, and 8 were randomly drawn to lines 28, 5, 20 and 13, respectively. Therefore, the last available bye went on line 27 opposite the fifth seed. **Figure 6** illustrates this procedure. Davidson has been omitted from the draw. A drawing including Davidson and all unseeded players is held. The name of Edwards, which is on line 18, is drawn. Edwards' name is removed from line 18 and placed on line 27. Davidson's name is placed on line 18.
- If the draw has no byes, use the same random drawing procedure to determine the player who will play a preliminary match. A random drawing is held among the unseeded players to determine the opponent in the preliminary match. For example, there is a 32-draw with no byes. Davidson has been omitted from the draw. A drawing is held among Davidson and the unseeded players to determine who will play a preliminary match. The name of Edwards, which is on line

Players Omitted from Draw

32-Place Draw Sheet

(With 27 entries, as here, maximum seeding would be 8)



Fig. 6

18, is drawn. Edwards' name is removed from line 18 and Davidson's name is put in its place. A drawing is now held among the unseeded players (including Davidson) to determine who plays a preliminary match against Edwards. Franklin's name is drawn. Franklin's name is removed from line 11. Edwards and Franklin play a preliminary match for the right to occupy line 11. **Figure 6** illustrates this procedure.

- b. *If play has not begun and if omitted player would have been seeded*, then the seeding should be changed. To the extent necessary seeded players are assigned new seeds. Players whose seeding group has not changed remain on the same lines. Only those players whose seeding group has changed are moved to new lines corresponding to their new seeding group as defined in **USTA Regulation II.A.8**. The original lowest seed will no longer be seeded. This player's new position is determined by using the procedure for an unseeded player who has been omitted from the draw. For example, there are four seeds, including Brown on line 9, who is seeded third, and Jones on line 24, who is seeded fourth. Davidson was omitted from the draw and should have been seeded third. Davidson is placed on line 24, which was previously occupied by Jones; Jones is no longer seeded. Use the procedure in sub-paragraph 2.a. above to reposition Jones.
 - c. *If play has begun or if scheduling problems make it impossible to use the foregoing procedures*, then one method for determining the omitted player's place in the draw would be for the omitted player to play one of the non-seeded players holding a place opposite a bye. The specific place would be determined by a random drawing. If only seeds have byes, then the omitted player shall play the lowest seed who received a bye.
3. *Substitutions in draw after play starts.*
- a. *When to make substitutions.* The Referee may substitute a new player or team into the draw if the Referee (preferably assisted by a Tournament Committee member) determines that the ability of a new player or team does not invalidate the seedings. The Referee and Tournament Committee should keep in mind that it is generally desirable to encourage play.
 - i. In an elimination-type tournament no player or team who has lost a match may be reinstated into the draw.
 - ii. A substitution may be made for a player or team who has reached the second round by virtue of a bye, disqualification, default for a reason other than misconduct, default for lateness, or withdrawal.
 - iii. A player or team may be substituted if a player is injured during the warm-up of the first-round match or a second-round match reached by virtue of a bye.
 - iv. A wheelchair player or team may be substituted during the warm-up if a player is not able to repair or replace a wheelchair within 20 minutes.
 - v. If the Tournament Committee has provided the Referee with a priority list, the Referee shall use this list in filling places in the draw before accepting any late entry.

- vi. Except in extremely unusual circumstances, the draw will not be remade after it has been announced.
- b. *Positioning player or team.* The Referee shall place the new player or team in the draw by using whichever of the following principles is the first to apply.
 - i. If one member of each of two doubles teams withdraws, then the Referee may combine the two remaining players into a new team. If one of the original doubles teams drew a bye, then the new team should be placed opposite this bye. If both of the original doubles teams or if neither of the original doubles teams drew a bye, then the new team should be placed in the draw in one of the slots occupied previously by the two original teams, with the position being determined by a random drawing.
 - ii. If a singles player or one member of a doubles team withdraws, then the Referee shall substitute another player for the withdrawing player.
 - iii. If no player or team withdraws, then the Referee shall place the entry on the line previously occupied by the last bye that was placed in the draw. See **USTA Regulation II.B.4.d.** for the order in which byes are placed in the draw.
4. *Correcting error in seeding.* If the Tournament Committee decides that it has made an error in seeding the players, it may correct the error only if no affected seeded player has begun a match. If the Tournament Committee decides to correct the error, it should first redo the list of seeded players. The seeded players' names are moved to new lines corresponding to the number of their new seeded positions only when the seeding group (see **USTA Regulation II.A.8.** for definition) into which the player falls changes. If after the revision any original seed is no longer seeded, then the displaced seed is moved to the line vacated by the newly seeded player. In some cases this procedure will result in byes not being distributed in numerical order to the seeded players.

FAC Comment II.C-5: Here is an example of correcting an error when it is discovered that an unseeded player already in a draw of 64 should be the first seed.

- The Committee assigns a new number to each seed according to the new seeding order. The former number 16 seed is no longer seeded.
- Move the new number 1 seed to line 1.
- The former number 1 seed becomes the number 2 seed and is moved to the line previously occupied by the former number 2 seed.
- The former number 2 seed becomes the number 3 seed and is moved to the line previously occupied by the former number 4 seed.
- The former number 4 seed becomes the number 5 seed and is moved to the line previously occupied by the former number 8 seed.
- The former number 8 seed becomes the number 9 seed and is moved to the line previously occupied by the former number 16 seed.
- Move the former number 16 seed to the line previously occupied by the new number 1 seed.
- All other seeds remain on their current lines.

FAC Comment II.C-6: In some cases the procedure for correcting an error in seeding in **USTA Regulation II.C.4.** will result in the byes not being distributed in numerical order to the seeded players. For example, in a draw of 25 with eight seeds there will be only seven byes available for eight seeds. When the Tournament Committee realizes that it left unseeded a player who should have been seeded fifth, it uses the procedure to place the new number five seed on the line previously occupied by the former number eight seed. This leaves seeds six through eight with byes even though the number five seed does not receive a bye. This result is mandated by **USTA Regulation II.B.4.e.**, which does not allow a bye to be moved after the draw has been made.

- D. Scheduling Matches.** Scheduling should balance fairness to the players and the need to assure that the tournament is completed on time. This involves making maximum use of available courts, minimizing “dead time” between matches, and assuring appropriate rest for competitors. The referee should schedule matches based on the principles in **Table 7.**

TABLE 7
Scheduling Matches

A. Factors Referee Should Consider

- Conditions affecting the draw
- Regulations affecting the schedule
- Match timing
- Weather and available light
- Players' requests for special scheduling
- Equalizing, to the extent possible, rest between matches for opponents

B. Conditions Affecting Initial Scheduling

- Size of the draws
- Draw format including consolation
- Number of courts and hours they are available
- Scheduling guidelines and rest period requirements, including Recovery Rule
- Number of players who are in more than one division
- Match format used in each event

C. Average Length of Best of Three Set Match without Match Tiebreak

- *Indoors:* 75 minutes
- *No-Ad Scoring:* 75 minutes
- *Outdoor hard:* 90 minutes
- *Outdoor clay (early rounds):* 90 minutes
- *Outdoor clay (later rounds):* 105 minutes

D. Garman Scheduling System

This system is based on a mathematical analysis of national level tournaments and is designed to reduce player waiting times and to maximize court usage. The system makes statistical assumptions about the number of defaults, retirements, and variability in length of matches. The system results in a steady stream of check-ins rather than large numbers of players checking in at one time.

FAC Comment II.D-1: A USTA publication on the Garman System is available at usta.com.

1. *Players' requests for special scheduling.* A player may request special scheduling of a player's match. The Referee has the discretion to honor or deny the request. The Referee should honor the request if it is reasonably possible to do so, if fairness to all players can be assured, and any required schedule change can be communicated in a timely manner to everyone affected by the change.
2. *Scheduling matches of players with long commutes.* When possible, avoid scheduling matches of players with long commutes for very early or late matches.
3. *Players are responsible for obtaining starting times.* The players are solely responsible for learning the time and place of their matches. A player's request for information as to the scheduled time of the player's first match shall be honored. The players should not rely on being told the time of their matches and should check the draw.
4. *Posting and changing schedule.* The Referee shall post the schedule on the official draw sheet. Before beginning any round, normally the Referee should post the time of the next round (for both winners and losers) on the official draw sheet. Once the schedule has been posted, it should not be changed, *except for* a compelling reason. If amended, the Referee shall promptly notify all affected players.
5. *Scheduling matches by sections of draw.* The Referee should schedule matches so that players in the same section of the draw will start all matches in each round at about the same time.

FAC Comment II.D-2: *Should the Referee make reasonable effort to give comparable rest to winners of matches who will play each other in the next round?* Yes. The Referee's primary way of providing comparable rest is the scheduling of matches in the same section of the draw to start at about the same time. When possible the Referee should also coordinate the scheduling of main draw matches with the corresponding match in the Feed-In Championship.

6. *Singles and doubles.* The Referee should keep in mind possible conflicts that may develop because of players who are competing in singles and doubles. When possible in Adult, Family, and Wheelchair Divisions, the Referee should schedule singles matches before doubles.

FAC Comment II.D-3: In deciding whether to schedule singles or doubles matches first in Junior tournaments, the Referee should consider many factors including:

- Whether ranking points are awarded for doubles for combined rankings;
- Whether match formats for singles, consolations, and doubles are different and how these formats affect minimum rest periods;
- Impact of the Recovery Rule; and
- The weather.

TABLE 8
Scheduling Guidelines for Junior Divisions:
Maximum Number of Matches per Day

Match Format	12s Divisions	14s, 16s, & 18s Divisions
All Matches: Best of 3 tiebreak sets	2 singles	2 singles + 1 doubles
	1 singles + 2 doubles	1 singles + 2 doubles
	3 doubles	3 doubles
All Matches: Tiebreak in lieu of 3rd set or short sets	3 singles	3 singles + 1 doubles
	2 singles + 1 doubles	2 singles + 2 doubles
	3 doubles	1 singles + 3 doubles
		4 doubles
Main Draw Singles: Best of 3 tiebreak sets	2 main draw singles	2 main draw singles + 2 doubles and/or consolation singles
	1 main draw singles + 3 doubles and/or consolation singles	1 main draw singles + 3 doubles and/or consolation singles
	4 doubles and/or consolation singles	4 doubles and/or consolation singles
Doubles and/or Consolation Singles: 8-game pro sets	3 main draw singles	3 main draw singles + 2 doubles and/or consolation singles
	2 main draw singles + 2 doubles and/or consolation singles	2 main draw singles + 3 doubles and/or consolation singles
	1 main draw singles + 3 doubles and/or consolation singles	1 main draw singles + 4 doubles and/or consolation singles
	4 doubles and/or consolation singles	5 doubles and/or consolation singles
Main Draw Singles: Tiebreak in lieu of 3rd set or short sets		
Doubles and/or Consolation Singles: 8-game pro sets		
Combinations of singles, doubles, and consolation singles not shown above.*	117 games, no more than 88 of which should be singles	117 games, no more than 115 of which should be singles

If a player enters more than one division, these guidelines apply separately to each division.

Completion of suspended matches. When a match is carried over from a preceding day, it is counted as a match for these scheduling guidelines if the player so elects and if 16 or more games of singles or 20 or more games of doubles are required to finish the match.

* Calculate the maximum number of games for specific combinations of formats not shown in the chart. The maximum number of games for a best of 3 sets match is 39; the maximum number for a match with a tiebreak in lieu of the 3rd set is 27; and the maximum number for an 8-game pro set is 17.

TABLE 9
Scheduling Guidelines for Adult, Family, and Wheelchair Divisions:
Maximum Number of Matches per Day

Divisions	All matches best of 3 Tiebreak sets	All matches best of 3 Tiebreak sets when Tiebreak played in lieu of 3rd set	All matches short sets	All matches short sets when Tiebreak played in lieu of 3rd set and pro sets played to 7, 8, 9, or 10 games	All matches pro sets played to 6 or fewer games	Red, Orange, and Green Ball Tennis: When more than one format is used; All other formats
Adult Open	3 matches, no more than 2 of which should be singles	4 matches, no more than 3 of which should be singles	4 matches, no more than 3 of which should be singles	4 matches, no more than 3 of which should be singles	6 matches, no more than 4 of which should be singles	108 games, no more than 81 of which should be singles
Adult Divisions through 55	3 matches, no more than 2 of which should be singles	4 matches, no more than 3 of which should be singles	4 matches, no more than 3 of which should be singles	4 matches, no more than 3 of which should be singles	6 matches, no more than 4 of which should be singles	108 games, no more than 81 of which should be singles
Family Divisions Group A	3 matches, no more than 2 of which should be singles	4 matches, no more than 3 of which should be singles	4 matches, no more than 3 of which should be singles	4 matches, no more than 3 of which should be singles	6 matches, no more than 4 of which should be singles	108 games, no more than 81 of which should be singles
MTRP 55 & Over and younger divisions	3 matches, no more than 2 of which should be singles	4 matches, no more than 3 of which should be singles	4 matches, no more than 3 of which should be singles	4 matches, no more than 3 of which should be singles	6 matches, no more than 4 of which should be singles	108 games, no more than 81 of which should be singles
Adult Divisions 60-80: Family Divisions Group B	2 matches	3 matches, no more than 2 of which should be singles	3 matches, no more than 2 of which should be singles	3 matches	4 matches	81 games, no more than 54 of which should be singles
Adult Divisions 85 & Over and older	2 matches, only 1 of which should be singles	2 matches, only 1 of which should be singles	2 matches, only 1 of which should be singles	2 matches	3 matches	78 games, no more than 39 of which should be singles
Wheelchair Divisions	3 matches, no more than 2 of which should be singles	4 matches, no more than 3 of which should be singles	4 matches, no more than 3 of which should be singles	4 matches, no more than 3 of which should be singles	6 matches, no more than 4 of which should be singles	108 games, no more than 81 of which should be singles
All other divisions	No more than 2 singles; no guideline for doubles	No more than 3 singles; no guideline for doubles	No more than 3 singles; no guideline for doubles	No more than 3 singles; no guideline for doubles	6 matches, no more than 4 of which should be singles	85 games, no more than 63 of which should be singles
<p>Family Divisions Group A: Father-Son, Father (80 & Over)-Son, Father-Daughter, Father (80 & Over)-Daughter, Mother-Son, Mother (80 & Over)-Son, Mother-Daughter, Mother (80 & Over)-Daughter, Husband-Wife, Husband-Wife (Combined Ages 100 Years), Husband-Wife (Combined Ages 120 Years), Grandfather-Grandson, Same Gender Male Couples Doubles, Same Gender Male Couples Doubles (Combined Ages 80 Years), Same Gender Male Couples Doubles (Combined Ages 100 Years), Same Gender Male Couples Doubles (Combined Ages 120 Years), Same Gender Female Couples Doubles, Same Gender Female Couples Doubles (Combined Ages 80 Years), Same Gender Female Couples Doubles (Combined Ages 100 Years), Same Gender Female Couples Doubles (Combined Ages 120 Years).</p> <p>Family Divisions Group B: Father (70 & Over)-Son, Father (80 & Over)-Son, Father (70 & Over)-Daughter, Father (80 & Over)-Daughter, Mother (70 & Over)-Son, Mother (70 & Over)-Daughter, Husband-Wife (Combined Ages 140 Years), Same Gender Female Couples Doubles (Combined Ages 140 Years).</p> <p>If a player enters more than one division, these guidelines apply separately to each division.</p> <p>Completion of suspended matches: When a match is carried over from a preceding day, it is counted as a match for these scheduling guidelines if the player selects and if 10 or more games of singles or 20 or more games of doubles are required to finish the match.</p>						

7. *Required rest between matches.* The Referee shall offer players the minimum rest between matches that are set out in **USTA Regulation III.C.1.** and **Table 11.** The Referee shall take into consideration these rest periods when the Referee prepares the schedule.
8. *Required rest between sets.* The Referee shall follow **USTA Regulation III.C.2.** and **Table 12,** which provides for rest between sets.
9. *Scheduling guidelines.* The Referee complies with the scheduling guidelines in **Tables 8** and **9,** when reasonably practical.
 - a. *Junior Divisions.* In addition to the guidelines in **Table 8:**
 - All players should be given at least 12 hours of rest between the completion of their last match of any day and the start of play of their first match of the following day;
 - In the 12 and 14 Divisions, no match should start nor should a suspended match resume after 8 p.m.; and
 - In the 16 and 18 Divisions no match should start nor should a suspended match resume after 10 p.m.
 - b. *Sectional and district limitations.* Sectional Associations and District Associations may further limit the number of matches played in one day to reflect local considerations.
10. *Court surfaces.* The Tournament Committee shall not arrange for playing any division on more than one type of court surface. When a tournament cannot be finished on this surface, the Committee may use available courts of any type.

III. CONDUCTING THE TOURNAMENT

A. Tournament Committee Responsibilities Once Tournament Starts

1. *Keep order.* The Tournament Committee shall keep order on the grounds.
2. *Provide supplies, including singles sticks.* The Tournament Committee shall assure that each court is provided with singles sticks for singles matches using a doubles net and all supplies that it deems necessary for a match.
3. *Provide balls.* At least three new balls shall be used to start a match at tournaments above the sectional championship level and are recommended for use to start a match at the sectional championship level.
4. *Make arrangements to finish tournament.* The Tournament Committee shall arrange for enough courts so that under normal conditions the tournament can be completed on time and so that the Referee can schedule matches in each division on the specified surface.

When a tournament cannot be finished on the specified surface, the Committee may use available courts of any type.

If there is no practical way to finish on time, the Committee makes arrangements mutually agreeable to the players involved to finish at a later date:

- *Unless* prohibited by applicable national, section, or district regulations, or
- In the absence of such arrangements, declares the tournament unfinished and distributes the prizes equitably among the still-involved players.

B. Referee Responsibilities After Draw Made

1. *Generally supervise all aspects of play.* The Referee (or in the Referee's absence, the Deputy Referee) shall be present during play. The Referee exercises general supervision over all aspects of play, including, but not limited to, the conduct and actions of players, coaches, parents, spectators, officials, ballpersons, groundskeepers, and the administrative crew. The Referee shall use judgment in all situations not specifically covered by the **ITF Rules of Tennis** or **USTA Regulations**.
2. *Schedule matches.* The Referee is responsible for scheduling matches and assigning courts (including moving a match in progress to another court at any time). Normally a player's singles match will precede the player's doubles match, but this is not mandatory. A player's request for information as to the scheduled time of the player's first match shall be honored. See **USTA Regulation II.D.3**. The Referee shall not schedule any division to play on more than one surface type, *except that* the Referee may do so when necessary to complete the tournament on time.
3. *Disqualify ineligible players.* Upon presentation of proof, the Referee shall disqualify a player who has entered a tournament for which the player is ineligible because of age or other restrictions that apply for that tournament. The Referee may reinstate the loser of the last match won by the disqualified player.
4. *Determine who may enter playing area.* The Referee shall determine who may enter the playing area.

FAC Comment III.B-1: The playing area is the area inside the fences or backstops. Any designated spectator seating or standing area is not part of the playing area. When there is a row of courts, the playing area includes the area between courts.

5. *Default players.* The Referee may default a player for cause, which includes, but is not limited to, tardiness, misconduct (on court or off court), or failure to follow the instructions of the Referee, Chair Umpire, or Roving Umpire.
6. *Determines whether defaulted player, retired player, or player who does not play because of injury, illness, or personal circumstance may play again.*
 - a. *When player does not get to play again.* A player who has been defaulted for misconduct does not get to play in any events in that tournament. Lateness is not considered misconduct. A default for misconduct assessed against a doubles player does not prohibit the participation of the partner in other events *unless*, in the judgment of the Referee, the conduct of both players contributed to the default.
 - b. *When player may play again.* Unless an alternate takes the player's place in the main draw, a player may play the consolation if in the player's first match the player was defaulted for a reason other than misconduct or the player did not play because of injury, illness, or personal circumstance.

A player may play the consolations or a playoff if in a subsequent match the player was defaulted for a reason other than misconduct, or the player did not play because of injury, illness, or personal circumstance, or the player retired.
7. *Consider appeals.* The Referee rules on appeals from players defaulted by other officials. **USTA Regulation IV.E.4.** refers to this situation.
8. *Handle infractions observed in non-umpired matches.* In non-umpired matches, the Referee and Deputy Referees may take appropriate action with respect to any infraction of the **ITF Rules of Tennis** or **USTA Regulations** they observe.
9. *Suspend or postpone play.* The Referee may suspend or postpone play pursuant to **USTA Regulation III.D.**
10. *Determine ball-change pattern.* The Referee determines the ball-change pattern subject to the right of the Chair Umpire to order a ball change at other than the normal time when in the Chair Umpire's opinion abnormal conditions warrant so doing.
11. *Assign and replace umpires.* The Referee appoints Roving Umpires, Chair Umpires, Line Umpires, and Net Umpires and replaces them when necessary. The Referee shall not remove an umpire from a match because of a player's request. These duties may be delegated to the Chief Umpire, if there is one.
12. *Decide questions of law.* The Referee decides any question of law that another official is unable to decide or that is referred to the Referee as an appeal by a player. The Referee's decision in these cases shall be final. (See **Appendix VI, Case 1, of the ITF Rules of Tennis.**)
13. *Appoint Deputy Referee.* The Referee or Tournament Committee shall appoint a Deputy Referee to act as the Referee whenever the Referee will be away

TABLE 10
Draw Sheet Terminology and Procedures

A. Definitions

Actions Initiated by Player or an Adult on behalf of a Junior	Withdrawal	A withdrawal occurs when a player decides not to play all matches in an event. A withdrawal occurs only before (or during the warm-up for) a player's first match in an event. If the withdrawal occurs before entries close, the withdrawal may be for any reason. If the withdrawal occurs after entries close (regardless of whether the draw has been made), it must be for injury, illness, or personal circumstance. A withdrawal also may occur as a result of a tournament administrative error. Refusal to play for any other reason is treated as a default.
	Walkover	A walkover occurs when there has been an administrative error or when a player decides not to play a match in an event because of injury, illness, or personal circumstance. Refusal to play for any other reason is treated as a default. When a player decides not to play the player's first match but is allowed to play in the consolation, the first match is treated as a walkover.
	Retirement	A retirement occurs when a player is unable to continue playing a match or resume a suspended match because of injury, illness, personal circumstance, or adult discipline. Refusal to play for any other reason is treated as a default.
	Injury, Illness, or Personal Circumstance	The terms illness and injury should be understood in their everyday sense and include situations in which an adult makes the decision that the junior should not play because of illness or injury. Other bona fide reasons for not playing should be treated as a personal circumstance. Personal circumstance generally describes a situation in which a player has a serious or genuine reason for not playing. A Referee should give a player the benefit of the doubt when deciding whether the reason is bona fide. A personal emergency should be treated as a personal circumstance. Thus, being emotionally distressed over the breakup of a relationship or over the death of a relative or friend should be treated as a personal circumstance. The inability of a junior to play because an adult who is not the junior's parent or coach decides to go home is a personal circumstance. On the other hand, wanting to get home to play in another sporting event or for the convenience of the junior or an adult who is the junior's parent or coach is not a personal circumstance.
	Adult Discipline	Adult discipline occurs when a parent, coach, or other person responsible for a Junior <i>disciplines</i> the Junior by not allowing the Junior to start or finish a match. Adult disciplines are treated as defaults if the match has not started and as retirements if the match has started. There is no such thing as a withdrawal or walkover because of an adult discipline.
Actions Initiated by an Official	Default	A default occurs when an official defaults a player under the Point Penalty System. It also occurs when the Referee does not allow a player to begin or continue a match. Examples of this kind of default include a player who does not show up, a player who is defaulted for lateness, and a player who is defaulted for receiving an injection, infusion, or supplemental oxygen.
	Default for Refusal to Play	A default also occurs when a player refuses to play or continue to play for reasons other than injury, illness, or personal circumstance. Examples of this type of default include refusing to play in order to get home sooner or in order to participate in another sporting event.
	Incomplete Match	An incomplete match refers to a match that was started but not completed. It is anticipated that the match will be completed.
	Abandoned Match	An abandoned match refers to a match that has started, but the Referee has decided that the match will not be completed. There is no winner or loser of the match.
	Cancelled Match	A cancelled match refers to a match that the Referee decides will not be started for any reason other than a withdrawal, walkover, or default. There is no winner or loser of the match.
	Disqualification	A disqualification occurs when the Referee removes a player from an event because the player was not eligible for the event.

TABLE 10
Draw Sheet Terminology and Procedures (Cont'd.)

B. After Entries Close But Before Draw Is Made

Withdrawal because of injury, illness, or personal circumstance	Withdrawals because of injury, illness, or personal circumstance normally do not need to be reported but should be documented in tournament records.
Refusal to play for other reasons	A player who withdraws for a reason other than illness, injury, or personal circumstance must be reported. See USTA Regulation V.A.3 . The withdrawal will not be shown on the draw sheet and will need to be reported separately. Withdrawals in order to play in another tournament or because the player was entered in two overlapping tournaments must be reported unless both tournaments agreed to the arrangement.

C. After Draw Is Made But Before Play Begins

	What Happened	Draw Sheet Code
Defaults	Disqualification	Def [dq]
	Misconduct before first match	Def [cond]
	Refusal to start match for reason other than injury, illness, personal circumstance, or adult discipline	Def [refsl]
	Adult discipline for a Junior to not start a match for disciplinary reasons	Def [ad]
Withdrawals	Tournament administrative error (e.g., tournament entered player in wrong division)	Wd [admin]
	Injury	Wd [inj]
	Illness	Wd [ill]
	Personal circumstance	Wd [pc]
	Double withdrawal	Wd/Wd

Note: In a tournament without any alternate available to play, the Referee may allow a player who does not play a first match in the main draw because of injury, illness, or personal circumstance to play in the consolation draw. In this case the first match in the main draw is treated as a walkover instead of a withdrawal.

Note: If an alternate is placed in the draw, the default or withdrawal will not be shown on the draw. The default or the withdrawal must be reported separately, if the action would result in assessment of suspension points under the USTA Suspension Point System or penalties by any of its Sectional Associations or District Associations.

TABLE 10
Draw Sheet Terminology and Procedures (Cont'd.)

D. After Play Starts

	What Happened	Draw Sheet Code
Walkovers	Injury	Wo [inj]
	Illness	Wo [ill]
	Personal circumstance	Wo [pc]
	Tournament administrative error (e.g., tournament told player incorrect time)	Wo [tae]
	Double walkover	Wo/Wo
Defaults	Disqualification for cause or ineligibility	Def [dq]
	Misconduct before or between matches	Def [cond]
	Failure to start match because of adult discipline	Def [ad]
	Refusal to start match for reason other than adult discipline, injury, illness, or personal circumstance. (After the Referee has conclusively confirmed that a player refuses to play a match, the Referee need not wait until the scheduled time of the match to record the result.)	Def [refsl]
	Not showing up	Def [ns]
	Lateness for match including, but not limited to, intending to play but mistakenly arriving at the wrong time, location, or without proper equipment	Def [late]
	Lateness for resumption of suspended match or after rest period	Score + Def [late]
	Double default	Def/Def
	Refusal to continue playing a match for reason other than injury, illness, personal circumstance, or adult discipline	Def [refsl]
	Default for receiving an injection, IV, or supplemental oxygen	Def [med]
Default under Point Penalty System	Score + Def [pps]	
Retirements	Injury	Score + Ret [inj]
	Illness	Score + Ret [ill]
	Personal circumstance	Score + Ret [pc]
	Retirement because of adult discipline	Score + Ret [ad]
	A player who retires from a match remains eligible for consolations, place playoffs, doubles, and subsequent round robin matches.	
Other	Incomplete match	Incomplete
	Abandoned match	Abandoned
	Cancelled match	Unplayed or Cancelled
<p>Note: When a player is unable to play because of injury, illness, or personal circumstance, document the nature of the injury, illness, or personal circumstance. If a trainer or doctor is present at the tournament, it is good practice to have the trainer or doctor examine the player to confirm the injury or illness.</p>		

from the Referee's normal post and out of touch with it for any reason whatsoever, including participation in a match as a player or as an official. Either the Referee or Deputy Referee shall be present during play.

14. *Permit special grass court shoes.* When playing on grass, the Referee may permit the use of special grass court shoes.

C. Rest

1. *Rest between matches.* The Referee shall offer the players at least the minimum rest between matches specified in **Table 11**.
2. *Rest between sets.* The set breaks and rest periods between sets are specified in **Table 12**.

D. Suspension or Postponement of Play

The Referee or Deputy Referee in charge of a site may suspend or postpone play when weather, inadequate light, surface conditions, health concerns, safety concerns, or other circumstances justify doing so. When, in the opinion of the Chair Umpire or Roving Umpire, playing conditions justify suspension of the match, the official may advise the Referee or Deputy Referee. When possible the official shall obtain the Referee's or Deputy Referee's approval before suspending play. Suspension of a match because of darkness should be done at the end of an even number of games in a set or at the end of a set.

When a match has been suspended, a player may not leave the tournament area until the player has obtained from the Referee or Deputy Referee either the time the player is next to play or clearance to leave.

FAC Comment III.D-1: *If a junior player needs a toilet/change of attire break before the start of a Match Tiebreak, should the player take it before or after the 3-minute rest period?* The 3-minute rest period begins immediately after the end of the set. A junior player who needs a toilet/change of attire break should take it after this 3-minute rest period. A player who chooses to take a toilet/change of attire break during the 3-minute rest period waives the right to further coaching and may not receive coaching during the player's toilet/change of attire break. A player has reasonable time to complete a toilet/change of attire break. Any player who does not take a toilet/change of attire break shall remain on court or in an area near the court designated by an official and may receive coaching only during the 3-minute rest period.

FAC Comment III.D-2: *Where may coaching in a junior tournament take place during a 3-minute rest period before the start of a Match Tiebreak?* Coaching is allowed only on the court or in a designated area near the court where an official can easily time the rest period. A player may receive coaching by cell phone or other electronic device. However, a player shall turn off the phone or device at the end of the rest period.

TABLE 11
Minimum Rest Between Matches

The Referee shall offer the players at least the minimum rest specified in this table. The Referee, Sectional Association, or District Association should permit additional rest when any of them concludes that the length of a match, heat, humidity, total time on the court during the day, or other condition justifies more rest. *See also Recovery Rule

Divisions	<ul style="list-style-type: none"> • Best of 3 and 5 Tiebreak set matches, including when a Match Tiebreak is played in lieu of 3rd or 5th set • Best of 3 Short Set matches, excluding when a Match Tiebreak is played in lieu of a 3rd set 	<ul style="list-style-type: none"> • Pro set formats • Best of 3 Short Sets when a Match Tiebreak is played in lieu of 3rd set
Juniors	60 minutes <i>except</i> 30 minutes in doubles-only tournaments*	30 minutes
Adult Open Adult Age Group divisions through 55 Parent-Child	60 minutes*	30 minutes
Adult Age Group divisions 60 & older	90 minutes*	45 minutes
Parent-Child with minimum parental age		
Grandparent-Grandchild Husband & Wife (Combined Ages)		
Wheelchair	60 minutes*	30 minutes
† NTRP 55 & Over and younger divisions † NTRP without age restrictions including NTRP Combo	60 minutes*	30 minutes
† NTRP 65 & Over and older divisions	90 minutes*	45 minutes
All other divisions	30 minutes*	30 minutes

Net Generation Program formats: Players shall be offered reasonable rest, which in many cases will be no more than 15 minutes.

† When a rating system other than NTRP is used to classify players, the applicable rest period for an NTRP division is used.

If an NTRP Division (or other level-based division for adults) has no age restrictions, the NTRP 18 & Over rest applies.

Use of No-Ad Scoring does not affect the minimum rest period.

For any other format, the rest is at least 30 minutes.

A player is governed by the amount of rest allowed for the division in which the player plays.

Players who participate in more than one division are entitled to at least 30 minutes rest between matches in different divisions, unless the Recovery Rule applies, in which case the Referee shall offer the player a rest of two hours.

When more than one match format is played, the match format of the preceding match shall govern the minimum rest.

***Recovery Rule:** The Recovery Rule requires the Referee to offer a player two hours of rest after a singles match that uses a format consisting of the best of 3 tiebreak sets or more if the player's next match is singles. The regulation does not apply to short set matches, matches that play a tiebreak in lieu of a final third set, nor to any indoor match that lasts less than two hours.

TABLE 12
Time Allowed Between Sets

At the end of each set, there shall be a set break of a maximum of two minutes, except as provided below.

Divisions	After 2nd set in best-of-3 set match	After 2nd set when Match Tiebreak is played in lieu of 3rd set	After 3rd set in best-of-5 set match
Junior	Boys' & Girls' 12-16	Mandatory 10-minute rest period; <i>however</i> , when play is suspended for 10 minutes or more during the 2nd set, only a mandatory 3-minute rest period will be taken	Mandatory 3-minute rest period.
	Boys' & Girls' 18		
Adult	Men's Open, 25, & 30	2-minute set break	Tournament may allow 10-minute rest period
	Women's Open, 25, & 30 Mixed Doubles Husband-Wife Mixed Doubles Adult 35-90 NTRP & divisions based on other rating systems	10-minute rest period at option of any player unless tournament gives notice that it will eliminate break.	2-minute set break
	Parent-Child Grandparent-Grandchild Husband-Wife Mixed Doubles (Combined Ages) Same Gender Couples Doubles	10-minute rest period at option of any player	2-minute set break
Wheelchair	All Wheelchair Divisions	10-minute rest period at option of any player; <i>except that</i> when play is suspended for 10 minutes or more during the 2nd set, there shall be no option for a rest period.	2-minute set break

A player is governed by the rest period in the division in which the player plays.

In Junior divisions, no player shall practice during any rest period between sets. (See USTA Regulation IV.C.7.)

Coaching is not allowed during a 2-minute set break. Coaching is allowed during any 3-minute or 10-minute rest period.

In all non-Junior matches, when play is suspended for 10 minutes or more, any rest period may be taken only after two consecutive sets in a best of 3 set match (three consecutive sets in a best of 5 set match) have been played without interruption. Completion of an unfinished set counts as one set.

This table also applies to short set matches. For rest periods in Net Generation Programs that use modified match formats, see USTA Net Generation Pathway Regulations.

TABLE 13			
Medical Timeouts, Bleeding Timeouts, and Toilet/Change of Attire Breaks			
A. When Timeout May Be Taken			
Medical condition during warm-up	<ul style="list-style-type: none"> • Immediately after request • At the end of warm-up 		
Medical condition during match	<ul style="list-style-type: none"> • Immediately after request • After qualified medical person or trainer evaluates and is prepared to treat the medical condition • Next changeover • After Referee or other official arrives and explains the medical timeout provision 		
Visible bleeding	Mandatory bleeding timeout begins when player notifies official or acknowledges that there is visible bleeding		
Toilet/change of attire breaks	When official determines need is genuine. Change of attire breaks are limited to set breaks unless there is a clothing malfunction		
B. Administration of Timeout	Medical Timeout When Qualified Medical Person Available	Medical Timeout When No Qualified Medical Person Available	Bleeding Timeout
Evaluation time begins	When qualified medical person arrives at court	Not applicable	
Treatment time begins	After evaluation by qualified medical personnel	After official explains medical timeout regulation to player and supplies are located and brought to the court	When player notifies official or acknowledges that there is bleeding
Maximum amount of treatment time	3 minutes, which includes the time to determine whether the player is able to continue playing		15 minutes
Treatment time ends	When treatment ends and it has been determined that player is able to continue playing		When bleeding has stopped, playing area has been cleaned up, & someone has disposed of contaminated items
Maximum total time	15 minutes (regardless of number of conditions treated during the stoppage in play)		
If maximum total time is exceeded	Penalize under PPS, <i>except that</i> if the medical timeout was taken during the <i>warm-up</i> and the player is unable to compete, the match does not begin		<ul style="list-style-type: none"> • If bleeding has not stopped, the player must retire • If bleeding has stopped, but playing area is not cleaned up, Referee may move match or continue cleaning up the court

TABLE 13

Medical Timeouts, Bleeding Timeouts, and Toilet/Change of Attire Breaks (cont'd)

<p>Who may treat (Player may always treat self.)</p>	<p>Qualified medical person or trainer</p>	<p>Any person who player selects. Official may provide supplies</p>	<p>Qualified medical person, trainer, or any person who player selects</p>
<p>Treatment during 90-second Changeover, Set Break, or 3-Minute Rest Period</p>	<ul style="list-style-type: none"> • A player may receive on-court evaluation, treatment, or supplies from anyone for any treatable medical condition • A player or someone on behalf of the player shall notify an official before using any supplies for treatment of a medical condition • A player may receive on-court evaluation or treatment no more than two times • A player may treat himself or herself or receive supplies an unlimited number of times. A player may treat his or her doubles partner 		<p>Not applicable</p>
<p>Where treatment may occur during Timeout</p>	<ul style="list-style-type: none"> • On court • Or off court, if authorized by an official (Off-court treatment does not change the time limits) 		
<p>C. Limit on Number of Timeouts</p>			
<p>Cramping and heat-related conditions</p>	<p>One in warm-up and one in match. Limit applies even if a heat-related condition or cramping is in different parts of body</p>		
<p>General fatigue</p>	<p>No timeout allowed, but qualified medical person or trainer may evaluate to determine if the problem is general fatigue</p>		
<p>Visible bleeding</p>	<p>One in warm-up and one in match. Additional bleeding timeout is allowed if visible bleeding occurs in a different area of the body</p>		
<p>Medical condition that is not treatable</p>	<p>No timeout allowed, but qualified medical person or trainer may evaluate to determine if the problem is treatable</p>		
<p>Treatable medical condition</p>	<ul style="list-style-type: none"> • One per medical condition • No more than two medical timeouts during one stoppage of play regardless of the number of treatable medical conditions • A player who has a condition that was treated in the warm-up may take an additional medical timeout for that condition during the match 		
<p>Toilet/change of attire breaks</p>	<p>A tournament may limit the number of breaks if this is announced in advance of the event. The player has a reasonable amount of time for the break. Toilet breaks are allowed only if an official decides that the need is genuine and not because of general fatigue. Play continues if the request is not granted.</p>		

E. Medical Timeout and Bleeding Timeout

Medical timeouts and bleeding timeouts are administered pursuant to **Table 13**. Medical conditions that may *not* be treated are listed in **USTA Regulation III.E.4**.

1. *Medical timeout.* A medical timeout consists of evaluation time as determined by the Referee plus a maximum of three minutes treatment time for a treatable medical condition. The maximum time allowed for evaluation and treatment is 15 minutes.

FAC Comment III.E-1: The Tournament Committee should familiarize itself with the *USTA Emergency Care Guidelines*. (See **Part 4**.)

2. *Bleeding timeout.* A bleeding timeout consists of up to 15 minutes to stop visible bleeding, clean up the court, and dispose of contaminated items.
3. *Medical condition.* Medical condition includes, but is not limited to, an injury, illness, or heat-related condition or cramping, or any condition that the player believes requires diagnosis or treatment. Medical condition also includes aggravation of a pre-existing condition.
4. *Non-treatable medical conditions.* Players may not receive a medical timeout or treatment any time during a match, a warm-up, or rest period for the following medical conditions:
 - a. Any medical condition that cannot be treated appropriately during a match, such as degenerative conditions not helped or eased by on-court treatment;
 - b. General player fatigue, such as fatigue not accompanied by cramps, vomiting, dizziness, blisters, or other similar treatable conditions; and
 - c. Any medical condition requiring injection (other than an insulin injection), intravenous infusion, or supplemental oxygen. A player who receives *any* injection, intravenous infusion, or supplemental oxygen, *except* under circumstances specifically authorized by **USTA Regulations**, must be immediately defaulted. Diabetics who use devices to check blood sugar, administer subcutaneous injections of insulin, or use battery-powered insulin pumps must not be defaulted.
 - d. Asthmatics who use battery or electrical inhalers must be defaulted immediately.

FAC Comment III.E-2: There is no penalty for receiving an injection, IV infusion, or supplemental oxygen during a suspension of play in which the Referee allows the players to leave the playing area.

5. *Request for medical timeout.* A request for a medical timeout may be made by a player to the Referee, Chair Umpire, or other official at any time during the match or warm-up.

FAC Comment III.E-3: If a player has two medical conditions for which the player requests two medical timeouts, the player should make both requests at the same time. The maximum time that play may be interrupted for evaluation and treatment of the two conditions is 15 minutes.

6. *Leaving playing area.* A player requesting a medical timeout or bleeding timeout may leave the playing area to contact the Referee, the Deputy Referee, or other official in charge of the match. If an official is present, the player may not leave the playing area without the official's permission.
7. *Coaching not permitted.* No coaching shall be permitted during the suspension of play for a medical timeout or bleeding timeout.

F. Toilet/Change of Attire Breaks

A toilet/change of attire break consists of a reasonable amount of time when an official determines that there is genuine need. No coaching is allowed during a toilet/change of attire break.

FAC Comment III.F-1: When possible, these breaks should be taken during a set break. If this is not possible, then the break should be taken at an odd game changeover. Breaks taken at other times should be limited to true emergencies.

FAC Comment III.F-2: Gastrointestinal problems are medical problems that are governed by medical timeout provisions and not by the toilet break provisions.

G. Special Provisions for Wheelchair Tennis Players

These provisions apply to wheelchair tennis players regardless of whether they are playing in a Wheelchair Division or another division.

1. *Wheelchair repair timeout.* A player or team may take one or more timeouts for wheelchair repairs during a match. The timeout begins when work begins on the wheelchair and does not include time to locate and bring tools or parts to the court. Any cumulative stoppage of play exceeding 15 minutes will result in the loss of a point; any cumulative stoppage of play exceeding 20 minutes will result in a default (see **Table 15**). Any time taken within a 90-second changeover and a 120-second set break to repair a wheelchair does not count toward the cumulative time permitted for a wheelchair repair timeout. If play resumes after 15 minutes, but before a default, the players are entitled to a re-warm-up of the same duration as the original warm-up. No coaching is allowed during a wheelchair repair timeout.
2. *Re-strapping racket by Quad wheelchair player on changeover or set break.* When an official determines that there is genuine need, a reasonable amount of time may be given to a Quad wheelchair player during a changeover or a set break to re-strap the racket to their hand without incurring a penalty. No coaching is allowed during re-strapping.

H. Shortening Tournaments

Inclement weather, health concerns, or safety concerns may require the Referee to take steps to shorten the tournament to keep the tournament on schedule, including, but not limited to:

1. *Switch to No-Ad scoring.* The Referee may switch to No-Ad scoring for any complete round, *except that* the USTA Junior Tournament, Ranking, and Sanctioning Regulations may limit the use of No-Ad scoring at USTA National Junior Tournaments.
2. *Switch to Match Tiebreak in lieu of deciding final set, short sets, or pro sets.* The Referee may switch to a Match Tiebreak in lieu of a deciding final set, short sets, or pro sets for any complete round, *except that*, the USTA Tournament, Ranking, and Sanctioning Regulations for the respective

divisions may limit the use of this format when this format may be used in national tournaments.

3. *Strictly enforce pre-match warm-up time and breaks between sets.*
4. *Tighten court usage.* Use “to be followed by” scheduling and have players waiting at courtside as soon as matches finish.
5. *Cancel matches.*
 - a. *Junior Divisions.* Referees are encouraged to cancel matches in the following order:
 - consolation doubles;
 - consolation singles;
 - main draw doubles; and
 - main draw singles.

The USTA Junior Tournament, Ranking, and Sanctioning Regulations specify when this order of canceling matches is mandatory in USTA National Junior Tournaments.

- b. *Other divisions.* If some matches in a division must be canceled, start with consolation rounds. Cancel main draw singles matches last.

If there is no practical way to finish an event, the Tournament Committee shall either make arrangements that are mutually agreeable to the players to finish at a later date, or in the absence of such arrangements, declare the tournament event unfinished.

FAC Comment III.H-1: The Referee should cancel matches on a division-by-division basis and should try to avoid a situation in which some, but not all, matches in a round in a division are completed.

FAC Comment III.H-2: *What does a Referee do if a tournament event cannot be finished without violating some of the scheduling guidelines?* First, the Referee may *not* violate the minimum rest between matches in **Table 11**. Second, the Referee should remember that the principle behind these guidelines is the protection of the health of the players. Third, the Referee should keep to a minimum the number of situations in which the guidelines in **USTA Regulation II.D.9**. and **Tables 8 and 9** are not followed. For example, it makes sense to start a 12-and-under match after 8 p.m. if that will prevent several players from having to play three singles matches the following day. This situation might also mean that the Referee may have to delay the start of the next morning’s matches in order to give a player enough sleep over night. In short, the Referee has to use judgment, keeping in mind the principle of the health of the players.

I. Ball-Change Errors, Ball Replacement, and Practice Balls

1. *Ball-change errors.* Ball-change errors are handled under **Rule 27i** of the **ITF Rules of Tennis**.
2. *Balls that become unfit for play.* If a ball becomes unfit for play (for example, ball breaks or loses compression), it shall be replaced immediately. If a ball becomes wet, it may be taken out of play temporarily until it dries, or it may be replaced.
3. *Replacement of balls.* If a ball has to be replaced during the warm-up or before the start of the third game after a ball change, the ball shall be replaced with a new ball. At all other times it shall be replaced with a ball of like wear to the remaining balls.

4. *Resuming play after suspension of match.* In matches where a ball change is authorized only at the start of the third set, warm-up after a suspension may be conducted with the match balls.

In all other matches, warm-ups after a suspension should be conducted with balls other than the match balls. If other balls are not available, then the match balls may be used, but the balls should be changed two games sooner than the originally specified number of games.

When an Umpire or Referee determines that the condition of the balls has materially changed since suspension of play, the match shall be resumed with balls whose condition is equivalent to the condition of the balls that were being used before their condition materially changed. If this is not possible, the match shall be resumed with new balls and re-warm-up shall be conducted with the new balls.
5. *Practice during rest period.* Except in junior divisions, the Referee may permit practice on the match court during a rest period, but not with the match balls.

IV. PLAYER RESPONSIBILITIES AND CONDUCT

A. Checking in at Tournament

1. *USTA membership verification.* When USTA membership verification is required, a player must provide the Tournament Committee with verification of current USTA membership. A foreign nonresident player who has proof that the player is a member of the player's National Association is exempt from this requirement.
2. *Check-in at tournament desk.* A player shall check in at the tournament desk before the scheduled time of each match. The Referee shall designate a place at which players shall check in. A player is not deemed to have arrived until the player checks in at the designated place and the player is properly clothed, equipped, and ready to play. The Referee may penalize a player who is on site for lateness if a court is available and the player has failed to check in at the tournament desk by the scheduled match time.
3. *Obtain time of next match.* The player is responsible for obtaining the time of the player's matches from the Referee, rather than vice versa. Unless specifically authorized by the Referee, schedules of play carried in newspapers or other media are not official, and a player utilizes them at the player's own risk.

B. Player Responsibilities Under *The Code*

Players shall follow *The Code*, except to the extent an official assumes some of the players' responsibilities.

The Code is a USTA publication originally written by Col. N.E. Powel. *The Code* shall apply in all cases not specifically covered by the **USTA Regulations**.

C. Standards of Conduct

1. *General.* Players, persons who appear to be associated with a player (including, but not limited to, parents and coaches), officials, and organizers of any tournament are under a duty to encourage and maintain high standards of proper conduct, fair play, and good sportsmanship. They are under an obligation to avoid acts that may be considered detrimental to the game of tennis. Detrimental acts include, but are not limited to, the acts in **USTA Regulation IV.C**.

The Chair of any tournament may withhold all or part of any prize money or expenses payable to any player charged by the Chair or by the Referee of the tournament with conduct inconsistent with the principles in **USTA Regulation IV.C.**, *provided* a written grievance is filed in accordance with **USTA Regulation V.B** and **Bylaw 43**. Any prize money or expenses so withheld shall be withheld until a final determination of the charges in the grievance has been made. Immediately after the final determination, the funds withheld, less the amount of any fine, shall be promptly paid to the player.

2. *USTA Anti-Doping Program.* The USTA is committed to ensuring fair and drug free competition. Individual athletes bear the ultimate responsibility for choosing for themselves to compete fairly and drug free. Participation in USTA tournaments constitutes consent to be tested for drugs. Use of banned substances and doping methods is cheating and may result in penalties, including suspension and permanent disqualification. The USTA in conjunction with the ITF has developed a program of education, testing,

research, penalties, and rehabilitation. The USTA Board of Directors (hereinafter “USTA Board”) has adopted and supports the *USTA Anti-Doping Program*. Copies of this program may be obtained from the USTA and its USTA Sectional Associations.

FAC Comment IV.C-1: The USTA publishes the *United States Tennis Association Anti-Doping Program*. See this book for the list of prohibited substances. The handbook is available from the Coaching Education and Sports Science Department.

3. *Shoes.* A player may not wear shoes that mar or damage the court.
4. *Warm-up.* A player who refuses to warm-up with the opponent forfeits the right to a warm-up. During the warm-up or a re-warm-up, a player may have any person hit with the racket if the opponent refuses to do so.
5. *Leaving playing area.* A player may leave the playing area to retrieve a ball. A player shall obtain permission from an official to leave the playing area. If a player is unable to contact an official, a player may leave the court:
 - To contact an official;
 - For a toilet/change of attire break;
 - To obtain water on a changeover or set break when none is available on the court; or
 - To repair or replace broken clothing, shoes, or necessary equipment other than the racket or a wheelchair.A player may leave the court to get a replacement racket but is subject to code violations for delay under the Point Penalty System.
6. *Leaving tournament area after match is suspended.* When a match has been suspended, a player may not leave the tournament area until the player has obtained from the Referee either the time the player is next to play or clearance to leave.
7. *Practice during rest period.* During a rest period in all divisions other than juniors, the Referee may permit practice on the match court. In Junior Divisions, no player may practice on any court during a rest period. Practice with the match balls shall never be permitted.
8. *Removal of official.* A player is not entitled to have an official removed from a match.
9. *Inspection of ball marks.* A player shall not pass the net to inspect a ball mark.
10. *No coaching.* Except as permitted under **Rule 30** of the **ITF Rules of Tennis**, a player may not receive coaching during any suspension or interruption of play due to the following:
 - a. Medical timeout or bleeding timeout under **USTA Regulations III.E.1 and III.E.2.**;
 - b. Maladjustment of a player’s clothing, footwear, or equipment under **Rule 29.b** of the **ITF Rules of Tennis**;
 - c. Toilet/change of attire break under **Rule 29.c** of the **ITF Rules of Tennis** and **USTA Regulation III.F.**; or
 - d. Wheelchair repair timeout or additional time for a Quad wheelchair player to re-strap a racket under **USTA Regulation III.G.**; or
 - e. Seeking the assistance of an official under **USTA Regulation IV.C.5.**

Coaching is permitted during a rest period between sets under **Rule 30** of the **ITF Rules of Tennis** and during any other suspension of play under either **USTA Regulation III.D.** or **Rule 30**. A temporary interruption of play during which the players do not leave the playing area is not a “suspension” of play for these purposes. Coaching is not permitted during any warm-up.

11. *Unsportsmanlike conduct by player or person associated with player.* A player who enters a sanctioned tournament or match consents to being penalized under the Point Penalty System and the USTA Suspension Point System for any unsportsmanlike conduct, including conduct by a person associated with the player. Persons who are unsportsmanlike may be asked by any member of the Tournament Committee or any official representative of the tournament to desist and/or to leave the tournament site, and must comply.
12. *Player shall not enter two tournaments at same time.* When entries close, a player shall not be entered in two or more sanctioned tournaments, if any part of the tournaments overlap unless each Tournament Committee involved understands the situation and concurs in writing. After a player has been eliminated from a tournament whose schedule of play partially overlaps with that of a second tournament, the player may enter the second tournament. This restriction may be waived by the USTA or one of its Sectional or District Associations.
13. *Player shall not enter tournament intending to withdraw if player's entry is accepted in another tournament.* A player shall not enter a tournament with the intention of withdrawing if the player's entry is accepted in another tournament, unless the Tournament Committee for the tournament in which the player has entered understands the situation and concurs with the contemplated action. This restriction may be waived by the USTA or one of its Sectional or District Associations.
14. *Player shall not enter tournament player cannot finish.* Player shall not enter a tournament (including mandatory consolation) knowing the player will be unable to finish.
15. *Player shall not transfer entry.* Player shall not transfer entry in a tournament to another player.
16. *Player shall not withdraw from tournament after entries close except for illness, injury, personal circumstance, or previously authorized entry into another tournament.* A player shall not withdraw from a tournament after entries close except for illness, injury, personal circumstance, or previously authorized entry into another tournament. If the player withdraws for other reasons after the draw has been made and the player has not been replaced with another player, the match shall be recorded as a default.

A withdrawing player shall immediately notify the Tournament Committee or Referee by telephone, electronic communication, or in person that the player will not be playing.

- If the player is not playing because of an injury or illness, the player shall deliver written verification of the injury or illness from a medical professional to the Referee no later than the last scheduled day of the tournament.
- If the player is not playing because of a personal circumstance, the

player shall deliver a written description of the situation to the Referee no later than the last scheduled day of the tournament. The Referee shall determine whether the situation is a personal circumstance.

The Tournament Committee may waive these requirements *unless* prohibited from doing so by applicable National, sectional, or district regulations, or the USTA Junior Tournament, Ranking, and Sanctioning Regulations.

17. *Player shall not fail to appear for reasons other than injury, illness, or personal circumstance.* A player shall not enter a tournament and then fail to appear for a match (whether in the qualifying, main, or consolation draw) *except* for illness, injury, or personal circumstance. If the player's reason for failing to appear is not one of these reasons, or if the player gives no reason for failing to appear, then the match shall be recorded as a default.

FAC Comment IV.C-2: A player entered in a tournament who withdraws before the draw is made or who withdraws after the draw is made, but is replaced with an alternate, and the reason for the withdrawal is not for injury, illness, personal circumstance, or previously authorized entry into another tournament, is subject to the USTA Suspension Point System. (See **Table 17.**)

18. *Player shall not engage in unsportsmanlike conduct.* A player shall not at any time (on or off court) engage in:
- Verbal abuse.* Swear at an official, a spectator, or an opponent in a voice that can be heard by any person;
 - Visible or audible profanity or obscenity.* Use profanity or insulting, abusive, or obscene language in any way that may be heard by any person or use obscene, insulting, or abusive gestures;
 - Racket abuse.* Throw or break a racket other than in the normal course of play;
 - Ball abuse.* Deliberately hitting, throwing, or kicking a ball that is not in play if the ball:
 - leaves the playing area;
 - hits or comes close to hitting any person; or
 - could cause damage or harm.
 - Physical abuse.* Threaten or inflict bodily injury to anyone; or
 - Other unsportsmanlike conduct.*
19. *Player shall not engage in gambling activity.* A player shall not:
- associate with professional gamblers;
 - bet or act as a bookmaker on matches;
 - accept money or other consideration for losing a match or for winning by only a particular margin; or
 - be a party to any payment of money or other consideration to another person to induce the person to lose a match or to win by only a particular margin.
20. *Point Penalty System.* A player shall not engage in conduct that calls for a penalty under the Point Penalty System. Any player who violates any USTA Tournament Regulation may be penalized under the Point Penalty System.

D. Point Penalty System

1. *Mandatory use in any sanctioned tournament.* The Point Penalty System applies to violations occurring during the warm-up and the match in any sanctioned tournament, *except that* it does not apply to Net Generation Programs that use Red Ball Tennis and it only applies when authorized by a Sectional Association in Net Generation Programs that use Orange, Green, and Yellow Ball Tennis.
2. *Purposes of System.* The purposes of the System are to:
 - a. deter unsportsmanlike conduct by a player and persons associated with players;
 - b. ensure compliance with the continuous play rule; and
 - c. ensure on-time appearance for matches.

The objective of the Point Penalty System is not to punish, but to secure compliance with the **ITF Rules of Tennis** and **USTA Regulations**.

3. *Code violations for misconduct.* Misconduct shall be penalized pursuant to **Table 14**.
4. *Time violations.* Time violations shall be penalized pursuant to **Table 15**.
5. *Delay between points.* When practical in tournaments using a certified official in direct observation of the match, the time that shall elapse from the moment the ball goes out of play until the ball is struck shall not exceed 25 seconds.
6. *Officials authorized to impose penalties.*
 - a. *Referee.* A Referee may impose a penalty only if the Referee has seen or heard enough to be able to determine with reasonable certainty that a violation has occurred. A Referee may also impose a penalty based on the report of what a Court Monitor or official has seen or heard or on an admission from a player whose conduct is in question.
 - b. *Chair Umpire.* The Chair Umpire is primarily responsible for imposing penalties in a chaired match. If a Line Umpire observes a conduct violation or is the object of unsportsmanlike conduct by a player, the Line Umpire shall, as soon as possible and without disrupting play, inform the Chair Umpire. The Chair Umpire shall then make a decision under the Point Penalty System.
 - c. *Roving Umpire.* Roving Umpires are primarily responsible for imposing penalties in matches without Chair Umpires. Roving Umpires may impose a penalty only if they have seen, heard, or otherwise observed enough to be able to determine with reasonable certainty that a violation has occurred.

FAC Comment IV.D-1: An official should impose a penalty only when the official is in position to determine what has happened with reasonable certainty. While normally this is based on what the official personally saw or heard, the determination could also be based on the report of a Court Monitor or official or an admission from the player whose conduct is in question.

7. *Flagrant violations.* While the imposition of penalties normally follows the progression of penalties from point to game to default found in **Table 14**, any flagrantly unsportsmanlike act by a player or person associated with a player may result in immediate default. If an Umpire imposes the default, the player may appeal to the Referee. If the Referee imposes the default, the player may appeal to the Tournament Appeals Committee.

8. *Appeal of penalty to Referee.* A player has the right to appeal a penalty, but the appeal is limited to questions of law. (See **Appendix VI (Role of Court Officials)** of the **ITF Rules of Tennis**.)
9. *Penalties to be imposed on doubles team.* A penalty on a member of a doubles team is considered to have been imposed on the team for all purposes *except that* a doubles partner who was not responsible for the penalty:
 - Is not penalized under the USTA Suspension Point System;
 - Does not lose ranking points for the tournament in junior divisions (See USTA Junior Tournament, Ranking, and Sanctioning Regulations); and
 - May play in other events in the tournament (See **USTA Regulation III.B.6.**).
10. *Penalties treated as if points actually played.* All penalties under the Point Penalty System are treated as though the penalty points or penalty games actually had been played so far as serving order, court occupancy, and ball change are concerned. One exception, as **Table 16** indicates, is that a player penalized for lateness also shall be deemed to have lost the toss provided for in **Rule 9** of the **ITF Rules of Tennis**. The penalized player is allowed to choose an option, but only after the opponent has chosen. A second exception is that the first ball change shall be calculated from the first game played. The choice to serve or receive shall apply to the first game played.
11. *Time delays when each side is responsible.* If both players or teams are equally responsible for delay during a match, any penalty will be imposed upon the server.
12. *Penalties after medical condition develops.* Except during the warm-up, a player suffering from a medical condition may buy time with a penalty.
13. *Penalties imposed between games or before match.* A penalty imposed between games or before the start of a match shall apply to the first point of the next game scheduled to be played.
14. *Point penalties.* A point penalty is scored as though the player had played and lost what would have been the next point.
15. *Timing of imposition of penalties.* An official who is on the court must impose penalties before the start of the next point. An official who is not on the court has a reasonable amount of time to reach the court and impose the penalty even if intervening points have been played. Any intervening points stand as played.
16. *Player may not decline penalty.* A player who is the beneficiary of a penalty imposed upon the opponent may not decline to accept it. A player who disobeys the instructions of an official in such a case is liable to being defaulted.
17. *Reporting penalties to Referee.* When feasible, a Chair Umpire or Roving Umpire should promptly notify the Referee that a code violation has been assessed. After a match, officials shall report to the Referee each code violation imposed.
18. *Other disciplinary action.* Nothing in the Point Penalty System rules out a subsequent imposition of monetary fines, suspensions, or other disciplinary actions by whatever governing body has jurisdiction.
19. *Announcing score after penalty.* After a point or game penalty, the new score should be announced. After assessing a penalty that ends the match, the official should delay announcing the score until the official determines whether the penalized player will appeal.

TABLE 14

**POINT PENALTY SYSTEM (PPS)
Code Violations and Penalties**

Code Violations

Delay

- Not resuming play within **30** seconds after a medical timeout or bleeding timeout
- Delay caused by obvious cramping (but only if the player has already received a medical timeout for cramping)
- Receipt of evaluation or treatment for one condition on more than two changeovers or set breaks
- Taking more than two medical timeouts during one stoppage of play
- Not resuming play after a changeover or set break during which the player received treatment
- Not playing within **25** seconds of having been directed to resume play
- Passage of **25** seconds after any time violation
- Delay caused by getting a replacement racket that is not on court
- Leaving the playing area for an unauthorized reason

Misconduct

- Visible or audible profanity or obscenity
- Abuse of racket, balls, or equipment
- Verbal or physical abuse of a player or official
- Audible or visible coaching
- Abusive conduct by a player or a person associated with a player (**USTA Regulation IV.C.11.** refers to this situation)
- Retaliatory calls (obviously bad calls made in retaliation for the opponent's calls)
- Other unsportsmanlike conduct that is abusive or detrimental to the sport
- Failure to follow the instructions of an official
- Violation of any USTA Tournament Regulation (**USTA Regulation IV.C.20.**)

Penalties

Violations shall be penalized as follows:
 First Offense Point
 Second Offense Game
 Third Offense Default

A single flagrant unsportsmanlike act may be penalized by defaulting the player. See **USTA Regulation IV.D.7.**

A game penalty assessed during a set tiebreak results in loss of the set. If assessed during a Match Tiebreak, this results in the loss of the match.

TABLE 15
A. Time Violations

Time Violations	Penalties
<ul style="list-style-type: none"> • Delay between points or after warm-up • Violation of the 90-second changeover or 120-second set break provisions • Violation of the 3-minute Rest Period 	Violations shall be penalized as follows: First Offense..... Warning Each additional violation..... One Point Penalty
<p>Important note: Two consecutive time violations shall not be assessed unless an intervening actual point has been played. Delay after the time violation is treated as a Code Violation.</p>	

B. Wheelchair Repair Delays

Time Violations	Penalties
<ul style="list-style-type: none"> • Exceeding 15 cumulative minutes for wheelchair repair..... • Exceeding 20 cumulative minutes for wheelchair repair..... 	One Point Penalty Default

TABLE 16
Penalties for Lateness

When a player is late in arriving for the player's scheduled match time and any court is available, the Referee shall start the lateness penalty clock. The Referee is not required to keep a court open while waiting for a player.

A player is not deemed to have arrived until the player checks in at the place designated for checking in for matches and is properly clothed, equipped, and ready to play. A team is not deemed to have arrived until both partners have arrived.

A. Lateness for Start of Match

Match Formats:	Penalties
<ul style="list-style-type: none"> • Best of 3 and 5 set matches, including when Match Tiebreak is played in lieu of deciding final set • Pro set matches played to 7 or more games 	<ul style="list-style-type: none"> • Best of 3 Short Set matches, including when Match Tiebreak is played in lieu of 3rd set • Pro set matches played to 6 or fewer games

Penalties

If one player or team is late	5 minutes or less: Loss of toss plus 1 game	
	5:01-10 minutes: Loss of toss plus 2 games	5:01 - 10 minutes: Loss of toss plus 1 game and 2 points
	10:01 - 15 minutes: Loss of toss plus 3 games	10:01 - 15 minutes: Loss of toss plus 2 games
	More than 15 minutes: default	
	Except for a default, the Referee shall never assess more than a 3-game penalty for lateness	Except for a default, the Referee shall never assess more than a 2-game penalty for lateness
Both players equally late up to 15 minutes	No penalty	

TABLE 16 (cont'd)	
Both players more than 15 minutes late	The Referee may default both players, or the Referee may reinstate the match using the principle in effect when both players are late but arrive at different times.
Both players late but arrive at different times	In singles, the penalty accrues when the first player arrives. In doubles, the penalty accrues when the first team arrives. Penalize the opponent(s) based on the difference in their arrival times.
B. Lateness for Resumption of Suspended Match	Penalties
	The same penalties are assessed as for lateness for the start of a match <i>except</i> there is no loss of toss.
C. Lateness after 10-Minute Rest Period	Penalties
Lateness of one player up to 5 minutes	Game penalty
Lateness of one player for more than 5 minutes	Default
Both players equally late up to 5 minutes	No penalty
Both players late but arrive at different times	The last player to arrive loses one game <i>unless</i> the difference in arrival times is more than 5 minutes, in which case the last player to arrive is defaulted.
Both players are more than 5 minutes late	The Referee may: <ul style="list-style-type: none"> • Default both players; • Allow the match to continue without penalty; or • Allow the match to continue and penalize the last player to arrive one game <i>unless</i> the difference in arrival time is more than 5 minutes, in which case the last player to arrive is defaulted.

20. *Lateness.* Lateness for a match, lateness for resumption of a suspended match, and lateness after a rest period shall be penalized pursuant to **Table 16**.
21. *Default for failure to arrive on time.*
- a. *Discretion of Referee.* The Referee is responsible for issuing defaults for failure to arrive on time. After considering all relevant circumstances, the Referee may elect not to default a player or to reverse a default for failure to arrive within 15 minutes of the time when the match was scheduled and called.
 - b. *Appeal of default.* If the Referee defaults a player for failure to arrive within 15 minutes of the time when the match was scheduled and called, the player may appeal the default to the Tournament Appeals Committee. The Committee may reverse the default after consideration of all relevant circumstances. If the Committee reverses the default and if an alternate already has been placed in the draw, the Committee may not reinstate the defaulted player in the main draw or add the player to the consolation unless an opening becomes available.

- c. *Penalties assessed before default.* If the Referee elects not to declare a default, or if a declared default is reversed by either the Referee or the Tournament Appeals Committee, any penalties for lateness assessed before the default shall stand unless the lateness was caused by an error of a tournament official. For example, if player A, after having been assessed a penalty of loss of toss plus 3 games, is defaulted for failure to arrive within 15 minutes of the time when the match was scheduled and called, and the default is subsequently reversed, the penalty of loss of toss plus 3 games shall stand, and player A begins play with the score 0-3.

The player who received the benefit of the default shall have no right to appeal the reversal of the default.

E. Defaults and Disqualifications

1. *Default of player for cause.* The Referee, Deputy Referee, Chair Umpire, or Roving Umpire may default a player. A player may be defaulted for cause including, but not limited to, tardiness or misconduct (which includes failure to follow the instructions of an official).
2. *Disqualification of ineligible player.* Upon presentation of proof, the Referee shall disqualify a player who has entered a tournament for which the player is ineligible because of age or other restrictions that apply for that tournament. The Referee may reinstate the loser of the last match won by the disqualified player.
3. *Appeal to Tournament Appeals Committee of disqualification or unilateral default issued by Referee.* A player who has been disqualified or unilaterally defaulted by the Referee may appeal the decision by notifying the Referee. The Tournament Appeals Committee hears the appeal, and its decision is final. The time in which to appeal is limited.
 - If the default was issued when the player was on court, the player must appeal before leaving the playing area.
 - If the default was not issued when the player was on court, the player has 15 minutes to appeal from the time that the player learns of the decision.
4. *Appeal to Referee of default issued by official other than Referee.* A player who has been defaulted by an official other than the Referee may appeal the default to the Referee.
 - If the default was issued when the player was on court, the player, before leaving the playing area, must notify the official who issued the default (or the Referee if the Referee was present) that the player wishes to appeal
 - If the default was not issued when the player was on court, the player has 15 minutes to appeal from the time that the player learns of the decision.

The Referee's decision shall be final. In the absence of the Referee, a Deputy Referee shall decide the appeal unless it was that Deputy Referee who issued the default, in which case the Tournament Appeals Committee shall decide the appeal.
5. *Players shall not leave playing area while appeal is pending.* When a player appeals an on-court disqualification or default, the player must appeal before the players leave the playing area. When an appeal has been made, no player shall depart the playing area until the appeal has been acted upon.

6. *Betting.* If a player bets on any match, the Referee shall immediately default the player from all events and remove the offender from any further connection with the tournament.

F. USTA Suspension Point System

1. *Application.* The USTA Suspension Point System applies to sanctioned tournaments, *except that* it does not apply to a Net Generation Program that uses Red Ball Tennis or to a Net Generation Program that uses Orange, Green, or Yellow Ball Tennis *unless* authorized by the sanctioning Sectional Association. It applies to conduct by a player and persons associated with a player:
 - During all matches (main draw, compass draw, consolation, qualifying, and doubles);
 - During tournament activities;
 - At tournament facilities;
 - All forms of communication, including online medium and otherwise; and
 - At facilities, such as hotels, dormitories, and homes where players stay.Additionally each suspension point assessed at ITF tournaments becomes one suspension point under the USTA Suspension Point System.
2. *Suspension points.* After consultation with the Sectional Associations and the applicable USTA departments, the applicable committee shall determine the violations that will result in suspension points and the number of suspension points for each violation, and annually shall publish the violations and suspension points in **Table 17**.
3. *Reporting misconduct.* Persons who observe misconduct on or off the court should report it to the Referee.
4. *Suspension Point administrator.* The applicable USTA department shall administer the USTA Suspension Point System.
5. *Assessing and reporting suspension points.* Only the Referee, designee of a Sectional Association that sanctions the tournament, or the applicable Suspension Point administrator may assess suspension points. Points shall be assessed pursuant to **Table 17**. The Referee or the Referee's designee shall report points assessed within three days after the end of the tournament. Failure to report shall not invalidate any penalties imposed or suspension points assessed.

FAC Comment IV.F-1: When a violation occurs that involves a doubles team, suspension points shall be assessed only to the doubles player who was responsible for the violation.

6. *Notification to player of points assessed.* The person filing the suspension point report pursuant to **USTA Regulation IV.F.5.** or that person's designee shall notify the player of the suspension points assessed within seven days after the end of the tournament and shall record the method of notification. Failure to notify the player or record the method of notification shall not invalidate any penalties imposed or suspension points assessed.
7. *Appeal of suspension points.*
 - a. *Suspension points assessed at sectional tournaments.* A Sectional Association, at its discretion, may adopt a procedure for permitting a

TABLE 17
Suspension Points

	Violation	Suspension Points
Code Violations	Each code violation (point, game, or default) <i>except that</i> players who receive code violations because of delay immediately after a medical timeout or because of obvious cramping are not assessed suspension points	2
Defaults*	Default for flagrant unsportsmanlike conduct or flagrant inappropriate conduct on or off court	8-10*
	Default for refusal to play or continue to play (for reasons other than illness, injury, or personal circumstance)	5
	Default because of an adult discipline	5
	Default for no-show	5
	Default for late arrival	1
	Disqualification for ineligibility	3
	*Suspension points for defaults are in addition to points previously assessed for code violations.	
Improper Entry or Withdrawal*	Being entered when entries close in two or more sanctioned tournaments scheduled to overlap unless each Tournament Committee approves the multiple entries in writing	4
	Withdrawal from tournament after entries closed for reason other than injury, illness, personal circumstance, or previously authorized entry into another tournament.	4
	If a player is concurrently entered in overlapping tournaments without approval and withdraws from one or more tournaments, the player is assessed a total of 4 suspension points for improper withdrawal	
Unsportsmanlike Conduct	Not using best efforts to win	2
	Unsportsmanlike conduct or inappropriate conduct by a player or person associated with a player while the player is still in the playing area but not during a match, if the conduct would have resulted in a code violation had it occurred during the match	2
	Unsportsmanlike conduct or inappropriate conduct off court by a player or person associated with a player, regardless of location or medium. This includes, but is not limited to, conduct at tournament sites, tournament activities, hotels or other housing, and all forms of communication, including online medium or otherwise	5
	Flagrant unsportsmanlike conduct or flagrant inappropriate conduct , by a player or person associated with a player, regardless of location or medium. This includes, but is not limited to, conduct at tournament sites, tournament activities, hotels or other housing, and all forms of communication, including online medium or otherwise	8-10*
Gross Misconduct	Physical violence against another person on or off court by a player or person associated with a player	10
	Illegal use or possession of drugs	8
	A minor possessing or drinking alcoholic beverages	8
	Gambling activity as defined in USTA Regulation IV.C.19.	8
	Destruction of property	8
Playing Under Suspension	Playing in any sanctioned tournament while suspended by USTA or one of its Sectional Associations	10

**TABLE 17
Suspension Points (cont'd)**

	Violation	Suspension Points
ITF Suspension Points	Each suspension point assessed at ITF tournaments and USTA International Tournaments becomes one suspension point under the USTA Suspension Point System	1
*The Referee, designee of a Sectional Association that sanctions the tournament, or the applicable Suspension Point administrator shall determine the number of suspension points (8 to 10 inclusive) that shall be assessed based on the seriousness of the conduct.		

player to appeal suspension points assessed at tournaments it sanctions. Points removed from a player's record as a result of an appeal process shall not count toward a suspension.

- b. *Suspension points assessed at national tournaments.* A player may appeal suspension points assessed at national tournaments only after the player has accumulated sufficient points to be suspended.
 - c. *Appeal of suspension points.* After the player has accumulated sufficient points to be suspended, all suspension points are appealable.
8. *Player suspension.* The USTA shall suspend players according to the following schedule:
- a. *First suspension.* If a player receives 10 suspension points within a 12-month period, the player shall be suspended from competing in sanctioned tournaments for three months. (If no USTA National Championship falls during the 3-month period, the player shall not be accepted into the USTA National Championship immediately following the 3-month suspension period.) Upon suspension these 10 points shall be cleared from the player's record. All other suspension points shall remain on the player's record and count toward a second suspension.
 - b. *Second suspension.* If a player receives 8 suspension points within the 12 months immediately following the first suspension, the player shall be suspended from competing in sanctioned tournaments for 6 months. Upon suspension these 8 points shall be cleared from the player's record. All other suspension points shall remain on the player's record and count toward a third suspension.
 - c. *Subsequent suspensions.* If a player receives 6 suspension points within the 12-month period immediately following the second suspension (and any suspensions subsequent to the second suspension), the player shall be suspended from competing in sanctioned tournaments for a period to be determined by the applicable Suspension Point administrator, the chair of the applicable committee, and one additional member of the applicable committee appointed by its chair. The suspension period shall not be less than one year. In the case of a junior player, including a junior wheelchair player, the maximum suspension period is the remainder of the player's junior career. These 6 points shall be cleared from the player's record.

9. *Written notice of suspension to player and Sectional Association.* After the USTA has determined that a player will be suspended, the applicable Suspension Point administrator shall send a notice by first class mail and by certified mail (return receipt requested) to the player at the address shown on the records of the Membership Department with a copy to the player's Sectional Association. The notice shall state:
- That the player is being suspended;
 - The length of the suspension;
 - The player's right to appeal the suspension under **USTA Regulation IV.F.11.**;
 - The procedure for appealing the suspension; and
 - A statement that if the player chooses not to appeal the suspension, then the suspension shall begin 30 days after the date the notice was mailed.

Failure of the applicable Suspension Point administrator to notify a Sectional Association shall not invalidate the suspension.

10. *Player may request that suspension start immediately.* When a player accumulates sufficient points to be suspended, the player may request that the suspension period begin immediately. The player shall mail the request by certified mail, return receipt requested, to the applicable Suspension Point administrator. If the applicable Suspension Point administrator confirms that the player has accumulated sufficient points to be suspended, the suspension shall begin on the date that the certified notice was mailed.
11. *Right to appeal suspension.*
- Suspension points at national tournaments and ITF tournaments.* When at least one suspension point that results in a suspension is assessed at a tournament sanctioned by the applicable national committee or at an ITF tournament, any appeal shall be filed with the USTA Grievance Committee in accordance with **USTA Bylaw 43f.ii.** Absent good cause shown, any appeal shall be barred unless it is made in writing within 30 days of mailing the notice of suspension. The notice of appeal shall be mailed first class certified or registered mail to the Grievance Chair, c/o USTA Office of the General Counsel, 70 West Red Oak Lane, White Plains, New York 10604.
 - All suspension points at tournaments sanctioned by one Sectional Association.* When all suspension points that result in a suspension are assessed at tournaments sanctioned by one Sectional Association, any appeal shall be filed with the Sectional Association that sanctioned the tournaments. Unless the Sectional Association grievance procedures provide a longer period for appeal or absent good cause shown, any appeal shall be barred unless it is made in writing within 30 days of mailing the notice of suspension. The notice of appeal shall be mailed first class certified or registered mail to the Grievance Chair of the Sectional Association. The Sectional Association shall notify the applicable Suspension Point administrator of the appeal.
 - Suspension points at tournaments sanctioned by more than one Sectional Association.* When suspension points are accumulated at different tournaments sanctioned by different Sectional Associations, the procedure in **USTA Regulation IV.F.11.a.** shall be followed.

12. *Effective date of suspension.*
 - a. If the player does not appeal the suspension, the suspension begins 30 days after the applicable Suspension Point administrator mails the certified notice of suspension to the player or such earlier date as may be requested in writing by the player under **USTA Regulation IV.F.10**.
 - b. If the player appeals the suspension and the appeal is denied, the suspension begins on the date the decision is mailed unless the decision states otherwise or unless a stay is granted.

V. POST-TOURNAMENT REGULATIONS

A. Responsibilities of Tournament Committee and Referee After Completion of Tournament

1. *Submit draw sheets to USTA within three days.* Within three days after the completion of a tournament, the Tournament Committee shall submit to the body issuing the sanction complete and legible draws containing first and last names of all players, match scores, and other information that is required by the body issuing the sanction. Failure to submit these reports may bring about disciplinary action by the sanctioning body. The foregoing also applies to Feed-In Championships and consolations conducted as part of the tournament.
2. *Reports on players whose prize money was withheld.* Within three days after the completion of a tournament, the Tournament Committee shall file a report with the USTA Grievance Committee on any player whose prize money was withheld pursuant to **USTA Regulation IV.C.1**. Failure to submit these reports may bring about disciplinary action by the sanctioning body.
3. *Referee reports violations of USTA Regulations within three days.* Within three days after the end of a tournament, the Referee shall file a written report of:
 - All violations of **USTA Regulations** and penalties imposed with the Sectional Association where the tournament was held and with the player's Sectional Association. If the tournament was a tournament published on a national tournament schedule, the Referee also shall file the report with the applicable USTA Competition Department; and
 - All suspension points assessed under the USTA Suspension Points System with the USTA. See **USTA Regulation IV.F**.

Failure to file the written report within three days shall not invalidate any post-tournament disciplinary action based on violations of **USTA Regulations** nor shall it invalidate any penalties imposed or suspension points assessed.

B. Grievances

Any official, volunteer, player, or person associated with a player (including, but not limited to, a parent or coach) who observes a violation of USTA regulations, standards of conduct, fair play, or good sportsmanship may file a written grievance according to the grievance procedures of the Sectional Association where the tournament was held; *except* if the conduct arises out of any of the following, the grievance must be filed with the Chair of the USTA Grievance Committee, c/o USTA Office of General Counsel, 2500 Westchester Avenue, Suite 411, Purchase, New York 10577:

- Tournaments on a national tournament schedule;
- International competitions in which USTA players participate; or
- Denial of entry into a tournament on the basis of residency.

(See **USTA Bylaw 43** for procedures and time frames for the filing of grievances and appeals.)

C. Suspensions by Sectional Associations

A Sectional Association that imposes a suspension from participation in tournaments as the result of a grievance arising out of a sectional matter or as

a result of a suspension imposed under the USTA Suspension Point System shall report the suspension to the USTA National office within seven days of the suspension becoming final under the Sectional Association's procedures. The Sectional Association shall send a copy of the notice of suspension to the applicable Suspension Point administrator. Failure to send the notice of suspension within seven days after the suspension becomes final shall not invalidate the suspension.

VI. RED, ORANGE, AND GREEN BALL TENNIS

A. Purpose

Red, Orange, and Green Ball Tennis helps players of all ages learn tennis by utilizing specialized equipment, a smaller court, and modified scoring.

FAC Comment VI.A-1: A 78-foot court with permanent Red Ball Tennis and Orange Ball Tennis lines, often referred to as “blended lines,” is suitable for USTA sanctioned play in divisions that require a 78-foot court. See **Figure 7** and **Figure 8**.

FAC Comment VI.A-2: The ITF permits the use of the stage 1 (green) ball in all levels of competition, *except* world ranking professional tennis events, Davis Cup and Billie Jean King Cup, the Olympic Team Events, Junior Tournaments and Team events sanctioned by the ITF and affiliated Regional Associations, ITF Senior Circuit and Team events and ITF Wheelchair Circuit and Team events.

B. Definitions of Red, Orange, and Green Ball Tennis

1. *Red Ball Tennis.* Red Ball Tennis is played on a 36-foot court as described in **Figure 7**. The net shall be 33 inches (0.838m) high at center. The ball shall be a stage 3 (red) ball of any composition as described in **Appendix VII (10 and Under Tennis Competition)** of the **ITF Rules of Tennis**.
2. *Orange Ball Tennis.* Orange Ball Tennis is played on a 60-foot court as described in **Figure 8**. The net shall be 36 inches (0.914m) high at center. The ball shall be a stage 2 (orange) ball of any composition as described in **Appendix VII (10 and Under Tennis Competition)** of the **ITF Rules of Tennis**.
3. *Green Ball Tennis.* Green Ball Tennis is played on a 78-foot court as described in **Figure 1**. The net shall be 36 inches (0.914m) high at center. The ball shall be a stage 1 (green) ball of any composition as described in **Appendix VII (10 and Under Tennis Competition)** of the **ITF Rules of Tennis**.

C. Junior Divisions Required to Use Red, Orange, and Green Ball Tennis

1. *8 Division.* Red Ball Tennis shall be used in sanctioned tournaments in the 8 Division and is recommended for other competitions in this division.
2. *10 Division.* Either Orange Ball Tennis or Green Ball Tennis shall be used in sanctioned tournaments in the 10 Division and is recommended for other competitions in this division.

D. Authority for Committee to Adopt Regulations for USTA Net Generation Programs That Use Red, Orange, and Green Ball Tennis

USTA Net Generation Programs that use Red, Orange, and Green Ball Tennis are governed by the USTA Net Generation Pathway Regulations adopted and amended by a committee or committees appointed by the USTA President and in accordance with procedures determined and approved by the USTA Board.

E. Adult, Family, and Wheelchair Divisions May Use Red, Orange, and Green Ball Tennis

Red, Orange, and Green Ball Tennis may be played in Adult, Family, and Wheelchair Divisions.

1. *Racket.* Any racket may be used up to the maximum size specified in **Appendix II (The Racket)** of the **ITF Rules of Tennis**.

2. *Scoring.* Any scoring format authorized by the **USTA Regulations** or the USTA Net Generation Pathway Regulations may be used.
3. *Results considered for ranking.* Results shall be considered for ranking, *unless* prohibited by applicable ranking regulations.

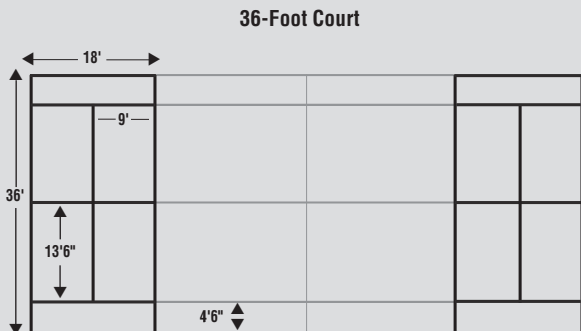


Fig. 7

**Instructions for Laying Out 36-Foot Court
on Top of Regulation 78-Foot Court**

The Court

The court shall be a rectangle that is 36 feet long and 18 feet wide. This size shall be used for singles and doubles.

The Net

The court shall be divided across the middle by a net suspended by a cord that shall pass over or be attached to two net posts at a height of 33 inches. The net shall be fully extended so that it completely fills the space between the two net posts and must be made of sufficiently small mesh so that a ball cannot pass through it. The height of the net at its center shall be 33 inches.

Marking the Lines on the Court

- Create two baselines by drawing lines that are 36 feet apart at the ends of the court. (This places the baselines on top of the doubles sidelines of a 78-foot court.)
- Create two sidelines by drawing lines that are 18 feet apart and perpendicular to the baselines. They are used for singles and doubles. (This places the sidelines on the baseline and service line of a 78-foot court.)
- Create two service lines by drawing lines between the sidelines that are parallel to each baseline and 4 feet 6 inches inside each baseline.
- Create the center service line by starting at one service line and drawing a line parallel to the sidelines that is halfway between the sidelines and that ends at the other service line. (The center service line results in the formation of two service courts on each side of the court.)

- Divide each baseline in half by a 2-inch wide center mark that is drawn inside the baseline and parallel to the sidelines.
- All lines shall be 1.5 inches wide, the same color, and shall clearly contrast with the color of the surface. If the lines are painted on a 78-foot court, they shall be of a different color than the lines on the 78-foot court and shall stop 3 inches from the standard lines.
- All measurements shall be made to the outside of the lines.

60-Foot Court

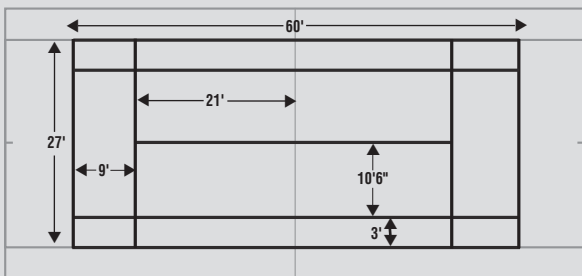


Fig. 8

Instructions for Laying Out 60-Foot Court on Top of Regulation 78-Foot Court

The Court

The court shall be a rectangle that is 60 feet long and 21 feet wide for singles and 60 feet long and 27 feet wide for doubles.

The Net

The court shall be divided across the middle by a net suspended by a cord that shall pass over or be attached to two net posts at a height of 42 inches. The net shall be fully extended so that it completely fills the space between the two net posts and must be made of sufficiently small mesh so that a ball cannot pass through it. The height of the net at its enter shall be 36 inches. The net may be held down by a strap. The strap and band shall be primarily white.

Marking the Lines on the Court

- Create two baselines by drawing lines that are 60 feet apart at the ends of the court.
- Create two singles sidelines by drawing lines that are 27 feet apart and perpendicular to the baselines. Leave a 2-inch gap in each sideline immediately behind each service line.

- Create two doubles sidelines by drawing lines that are 33 feet apart and perpendicular to the baselines. (This places the doubles sidelines on top of the singles sideline for a 78-foot court.)
- Use the existing service lines of the 78-foot court as the service lines.
- Use the existing center service line of the 78-foot court as the center service line.
- Divide each baseline in half by a 2-inch wide center mark that is drawn inside the baseline and parallel to the sidelines.
- All lines shall be 1.5 inches wide, the same color, and shall clearly contrast with the color of the surface. If the baselines and singles sidelines are painted on a 78-foot court, they shall be of a different color than the lines on the 78-foot court.
- All measurements shall be made to the outside of the lines.

VII. OFFICIATING

A. Safe Play. All officials seeking USTA certification must comply with the requirements of Safe Play, including clearing USTA Background Screening and successfully completing Safe Play education (See usta.com for Safe Play requirements).

B. Betting

No official may gamble (directly or indirectly) on any tennis match. No official may assist any person in gambling on tennis.

C. Certification of USTA Officials

1. *Purpose.* The USTA certifies officials for officiating at USTA-sanctioned tournaments. USTA certification is an indication of ability, experience, and competence. Certification assists sanction holders in selecting and assigning officials to USTA-sanctioned tournaments. USTA-certified officials adhere to the **ITF Rules of Tennis**, ITF Duties and Procedures, and USTA regulations.
2. *Regulations for certification of officials.* Requirements for certification of officials are governed by the USTA Officiating Certification Regulations. The USTA Officials Committee adopts and amends these regulations in accordance with procedures determined and approved by the USTA Board. The USTA publishes these regulations at www.usta.com.
3. *Officials certified.* The USTA shall certify categories of officials including, but not limited to, chair umpires, chief umpires, line umpires, referees, and roving umpires.

D. Procedure for Official to Appeal Certification Decisions

Any member may file an appeal of a certification decision to the USTA Officials Committee if the USTA:

- Refuses to approve the member's application or certification category; or
 - Decertifies the official.
1. The USTA Officials Committee sets forth the process for appealing certification decisions. The process must be posted on the USTA's website. Any changes to the process must be posted at least 90 days before becoming effective.
 2. All appeals of a certification decision shall be submitted electronically to the USTA in a manner specified by the USTA Officials Committee. Absent good cause shown, any appeal not submitted within thirty (30) days of the date of the decision is barred.
 3. Any person submitting an appeal of a certification decision shall be entitled to prompt written notification of all decisions. Notification must be sent in accordance with the procedures established by the USTA Officials Committee.
 4. Any member aggrieved by the decision of the USTA Officials Committee may file a grievance in accordance with **USTA Bylaw 43**.

E. Officiating Procedures and Techniques

In accordance with procedures determined and approved by the USTA Board, the Officiating Department, with the assistance of the USTA Officials Committee, shall establish procedures and techniques for officiating consistent with the **ITF Rules of Tennis** and the USTA regulations. The USTA shall publish these Officiating Procedures and Techniques at www.usta.com.

F. Court Monitors

Court Monitors are not USTA-certified officials. Under the guidance of the Referee, USTA-sanctioned tournaments are authorized to use Court Monitors. Court Monitors assume limited duties and responsibilities to ensure fair and sportsmanlike play in conformity with the USTA regulations, *The Code*, and the Rules of Tennis.

VIII. GENERAL RANKING REGULATIONS

A. Junior Rankings

Junior rankings are governed by the USTA Junior Tournament, Ranking, and Sanctioning Regulations.

B. Adult and Family Rankings

Adult and Family rankings are governed by the USTA Adult and Family Tournament, Ranking, and Sanctioning Regulations.

C. Wheelchair Rankings

Wheelchair rankings are governed by the USTA Wheelchair Tournament, Ranking, and Sanctioning Regulations.

D. Eligibility for Rankings

Only the following categories of persons are eligible to receive a ranking:

1. *U.S. Citizens.* Citizens of the United States.
2. *Certain aliens.*
 - *Permanent resident aliens.* Permanent resident aliens of the United States.
 - *Diplomats.* Aliens who have resided in the United States continuously for more than one year and who are members of families of persons in the diplomatic or consular corps.
 - *Aliens with Refugee Status.* Aliens who have been granted Refugee Status.
 - *Aliens with Asylee Status.* Aliens who have been granted Asylee Status.
 - *Aliens with Temporary Protected Status.* Aliens who have been granted Temporary Protected Status.
 - *Aliens with Adjustment Status.* Aliens whose I-485 (Application to Register Permanent Resident or Adjust Status) has been accepted for filing.
 - *British Columbians.* Canadian citizens and landed Canadian immigrants who reside in British Columbia, *provided that* they were USTA members for at least one month during 2010 and so long as they do not allow their USTA memberships to lapse for a period of more than six months.

FAC Comment VIII.D-1: Documents commonly used to support a particular alien status include a permanent resident alien card (green card), Form I-94, or a receipt confirming filing of the I-485.

IX. JUNIOR TOURNAMENTS AND RANKINGS

A. National Junior Tournament Schedule

Annually the USTA shall publish the National Junior Tournament Schedule, which shall include the USTA Junior National Championships and other tournaments authorized for sanction by the USTA Junior Tournament, Ranking, and Sanctioning Regulations (see **USTA Regulation IX.E.**). These two categories of tournaments are known collectively as the USTA Junior National Tournaments. The National Junior Tournament Schedule may also include ITF Junior tournaments.

B. Junior Rankings

The USTA publishes rankings in the Junior Divisions authorized by the USTA Junior Tournament, Ranking, and Sanctioning Regulations (see **USTA Regulation IX.E.**). The USTA President may appoint a Coordinator of Junior Rankings to coordinate all rankings in these divisions.

C. Eligibility

1. *Players eligible for Junior rankings and certain tournaments.* Players who hold a status listed in **USTA Regulation VIII.D.** are eligible:

- For a Junior ranking;
- To play in tournaments sanctioned by the USTA Junior Competition Committee (*except* tournaments that may specifically exempt players from these eligibility requirements); and
- To play in certain tournaments sanctioned by a Sectional Association listed in the USTA Junior Tournament, Ranking, and Sanctioning Regulations.

2. *Loss of eligibility.* Players (including U.S. citizens) who have made a declaration of citizenship to a foreign country or who have accepted endorsement from another federation to an ITF international team competition shall lose eligibility, *except that*:

- Those players from British Columbia listed in **USTA Regulation VIII.D.**; and
- Players from Puerto Rico, U.S. Virgin Islands, American Samoa, Guam, and the Northern Mariana Islands may play if they meet the eligibility criteria of **USTA Regulation VIII.D.**

3. *Reinstatement of eligibility.* A player who was previously eligible and lost eligibility by:

- Declaring citizenship to a foreign country or accepting endorsement from another federation to an ITF international team competition; or
- No longer being classified by the Department of Homeland Security as an alien with a status listed in **USTA Regulation VIII.D.**

may apply for reinstatement. The Director of Player Development or the Director's Designee, the Director of Junior Competition, the Chair of the USTA Junior Competition Committee, in consultation with the USTA General Counsel, shall rule on the request. The player may appeal the ruling to the USTA Board.

D. Sanctioning of USTA Junior National Tournaments

The USTA Junior Competition Committee shall sanction all USTA Junior National Tournaments. The USTA Junior Tournament, Ranking, and Sanctioning Regulations govern the process by which these tournaments are sanctioned.

E. Authority for Committee to Adopt USTA Junior Tournament, Ranking, and Sanctioning Regulations

Tournaments sanctioned by the USTA Junior Competition Committee, the process by which these tournaments are sanctioned, Junior rankings, and minimum requirements for tournaments sanctioned by the Sectional Associations and District Associations that count for Junior ranking are governed by the USTA Junior Tournament, Ranking, and Sanctioning Regulations as adopted and amended by a committee appointed by the USTA President and in accordance with procedures determined and approved by the USTA Board.

F. Eligibility for ITF International Team Competitions

To be eligible to play on a U.S. international team, a player must meet all ITF eligibility requirements.

Once a player has accepted a nomination for a non-U.S. international team, the player may not compete on a U.S. international team unless reinstated by the USTA under **USTA Regulation IX.C.3**. Reinstatement applies to U.S. citizens who reside in Puerto Rico, U.S. Virgin Islands, American Samoa, Guam, or the Northern Mariana Islands, and accept a nomination for their respective team.

FAC Comment IX.F-1: To be endorsed by the USTA into ITF international team competition, ITF regulations require that a player be a citizen as evidenced by possession of a valid U.S. passport, Certificate of Naturalization, or other documentation acceptable to the ITF. Additional ITF eligibility requirements apply. See the ITF Junior Circuit Regulations.

X. ADULT AND FAMILY TOURNAMENTS AND RANKINGS

A. National Adult and Family Tournament Schedule

Annually the USTA publishes the National Adult and Family Tournament Schedule, which will include the USTA Level 1 Adult and Family National Championships and other tournaments authorized for sanction by the USTA Adult and Family Tournament, Ranking, and Sanctioning Regulations (see **USTA Regulation X.E.**). The National Adult and Family Tournament Schedule may also include ITF tournaments.

B. Adult and Family Rankings

The USTA publishes rankings in the Adult and Family Divisions authorized by the USTA Adult and Family Tournament, Ranking, and Sanctioning Regulations (see **USTA Regulation X.E.**).

C. Eligibility for Ranking

Only the categories of persons listed in **USTA Regulation VIII.D.** are eligible to receive a ranking.

D. Sanctioning National Adult and Family Tournaments

The USTA Adult Competition Committee sanctions all USTA Level 1 Adult and Family National Championships and other tournaments authorized by the USTA Adult and Family Tournament, Ranking, and Sanctioning Regulations (see **USTA Regulation X.E.**). The USTA Adult and Family Tournament, Ranking, and Sanctioning Regulations govern the process by which these tournaments are sanctioned.

E. Authority for Committee to Adopt USTA Adult and Family Tournament, Ranking, and Sanctioning Regulations

Tournaments sanctioned by the USTA Adult Competition Committee, the process by which these tournaments are sanctioned, Adult and Family rankings, and minimum requirements for tournaments sanctioned by the Sectional Associations and District Associations that count for ranking are governed by the USTA Adult and Family Tournament, Ranking, and Sanctioning Regulations as adopted and amended by a committee appointed by the USTA President and in accordance with procedures determined and approved by the USTA Board.

F. Eligibility and Selection for ITF International Team Competition

The ITF determines eligibility criteria for ITF international team competition. The Billie Jean King Cup, Davis Cup, Olympic, Paralympic, and USTA International Team Committee shall select players that will produce the strongest team to represent the United States in ITF international team competition based on guidelines published annually on the USTA website.

FAC Comment X.F-1: To be endorsed by the USTA into ITF international team competition, ITF regulations require that a player be a U.S. citizen as evidenced by possession of a valid U.S. passport, Certificate of Naturalization, or other documentation acceptable to the ITF. Additional ITF eligibility requirements may apply. See the ITF regulations.

The USTA may apply for a waiver from the ITF Seniors Committee for players who do not meet this requirement. The waiver application must be received by the ITF Seniors Committee at least three months before the competition.

U.S. citizens who reside in Puerto Rico, U.S. Virgin Islands, American Samoa, Guam, or the Northern Mariana Islands may play either for their respective team or the U.S. international team.

A player who wants to be selected for the USTA team and is eligible to represent more than one country shall notify the USTA of these facts in sufficient time for the USTA to comply with requirement of notifying the ITF at least three months before the event.

XI. PROFESSIONAL RANKINGS

A. Men's Division

Eligible players under **USTA Regulation XI.C.** shall be ranked in the Professional Men's singles and doubles divisions in the order in which their names appear on the ATP ranking list as of December 31.

B. Women's Division

Eligible players under **USTA Regulation XI.C.** shall be ranked in the Professional Women's singles and doubles divisions in the order in which their names appear on the WTA ranking list as of December 31.

C. Eligibility for Professional Ranking

Only the categories of persons listed in **USTA Regulation VIII.D.** are eligible to receive a professional ranking.

D. Review

Professional rankings are not subject to review or appeal.

XII. COLLEGIATE AND SCHOLASTIC TOURNAMENTS AND COLLEGIATE RANKINGS

A. Method for Making Draw

1. *Separating players from same school.* When a scholastic or collegiate draw involves players from the same school, entries shall be placed in separate halves or quarters, as evenly as possible, depending upon the number of entries from that school.
2. *Distribution of byes.* Byes shall be distributed among the seeded players in the order of their seeding. If the number of byes exceeds the number of seeded players and if fewer than one player for each four lines on the draw sheet has been seeded, then the byes shall be placed as though one player for each four lines on the draw sheet had been seeded. Any remaining byes shall be placed as provided in the **USTA Regulations**.

B. Scoring

1. *Championship rounds.*
 - a. *Main draw.* Two points for each match won.
 - b. *Third-place playoff.* One-half point for playoff for third and fourth place if feed-in is used through the quarterfinal round; but, no points for playoff for third and fourth place if feed-in through quarterfinals is not used.
 - c. *Byes.* If a player receives a bye in the first round, 4 points are given only if the second-round match is won.
 - d. *Defaults.* A default shall always be considered as a match won and points awarded accordingly.
2. *Consolation rounds with feed-in through the quarters.*
 - a. *Matches played.* One point for each match won.
 - b. *Byes.* If player receives a first-round bye, one point is given if the second-round match is won.
 - c. *Defaults.* In all instances a default shall be considered as a match won and points awarded accordingly.
3. *Consolation rounds with no feed-in through quarters.* One-quarter point for loser of finals and one-half point for winner of finals.
4. *Ties.* In the event of a tie, co-titles shall be awarded.

C. Eligibility for Collegiate Ranking

Only the categories of persons listed in **USTA Regulation VIII.D.** are eligible to receive a collegiate ranking.

D. Collegiate Rankings

Eligible players shall be ranked in the following Collegiate Men's and Women's singles and team doubles divisions in the order in which their names appear on the academic year-end ITA (Intercollegiate Tennis Association) ranking lists.

- Men's and Women's Collegiate – NCAA Division I
- Men's and Women's Collegiate – NCAA Division II
- Men's and Women's Collegiate – NCAA Division III
- Men's and Women's Collegiate – NAIA (National Association of Intercollegiate Athletics)
- Men's and Women's Collegiate – NJCAA (National Junior College Athletic Association)

The Collegiate ranking period shall be June 1 to May 31.

Results from the following NCAA Division I National Tournaments shall be

considered in both the Men's and Women's Collegiate—NCAA Division I ranking categories and the Top 500 ranking categories.

- ITA All-American Championships
- ITA National Indoor Championships
- NCAA Division I National Championships

Collegiate rankings are not subject to review or appeal.

XIII. WHEELCHAIR TOURNAMENTS AND RANKINGS

A. National Wheelchair Tournament Schedule

Annually the USTA shall publish the National Wheelchair Tournament Schedule, which will include the USTA Level 1 Wheelchair National Championships and such other tournaments authorized for sanction by the USTA Wheelchair Tournament, Ranking, and Sanctioning Regulations (see **USTA Regulation XIII.E.**). The National Wheelchair Tournament Schedule may also include ITF Wheelchair tournaments.

B. Wheelchair Rankings

The USTA publishes rankings in the Wheelchair Divisions authorized by the USTA Wheelchair Tournament, Ranking, and Sanctioning Regulations (see **USTA Regulation XIII.E.**).

C. Eligibility for Rankings

In the Wheelchair Divisions, only the categories of persons listed in **USTA Regulation VIII.D.** are eligible to receive a ranking.

D. Sanctioning of National Wheelchair Tournaments

The USTA Wheelchair Tennis Committee shall sanction all USTA Level 1 Wheelchair National Championships and other tournaments authorized by the USTA Wheelchair Tournament, Ranking, and Sanctioning Regulations (see **USTA Regulation XIII.E.**). The USTA Wheelchair Tournament, Ranking, and Sanctioning Regulations govern the process by which these tournaments are sanctioned.

E. Authority for Committee to Adopt USTA Wheelchair Tournament, Ranking, and Sanctioning Regulations

Tournaments sanctioned by the USTA Wheelchair Tennis Committee, the process by which these tournaments are sanctioned, Wheelchair rankings, and minimum requirements for tournaments sanctioned by the Sectional Associations and District Associations that count for ranking are governed by the USTA Wheelchair Tournament, Ranking, and Sanctioning Regulations as adopted and amended by a committee appointed by the USTA President and in accordance with procedures determined and approved by the USTA Board.

XIV. MEDALS AND PRIZES

A. Gold, Silver, and Bronze Balls

The USTA awards gold balls to the winners, silver balls to the runners-up, and bronze balls to the third-place finishers in tournaments authorized by the applicable USTA Tournament, Ranking, and Sanctioning Regulations.

B. Gold Davis Cup Insignia

Gold Davis Cup insignia shall be awarded to the captain and each member of a United States Davis Cup team nominated to represent the United States in the final round and to the captain and each nominated member of the opposing team.

C. Billie Jean King Cup Charm

A gold Billie Jean King Cup charm shall be awarded to the captain and each member of a United States Billie Jean King Cup team.

D. Restrictions on Trophy and Award Presentations

It is the policy of the USTA not to accept trophies or awards bearing the name of a commercial or business concern and not to permit the presentation of any such trophy or award at USTA National Championships.

XV. USTA LEAGUE

A. Description

The USTA League shall consist of team competition for men and women with advancement from local competition to sectional and national competition to determine annually a championship team in each approved level of competition.

B. Rating System

The official system used to determine the levels of competition shall be a rating system approved by the USTA Board.

C. Eligibility

Any individual who competes in a USTA League must be a current member of the USTA in good standing and be domiciled within the boundaries of a USTA Sectional Association or participate through a Direct Member Club or Organization.

1. *Adult Division.* Any individual competing in the Adult Division shall have reached the age of 18 years before or during the calendar year in which the player plays the first local league match. The Adult Division may be divided into further competition groupings as designated in USTA League Regulations.
2. *Mixed Doubles Division.* Any individual in the Mixed Doubles Division shall have reached the age 18 years before or during the calendar year in which the player plays the first local league match. The Mixed Doubles Division may be divided into further competition groupings as designated in USTA League Regulations.

D. Authority for Committee to Adopt USTA League Regulations

The USTA League shall be conducted in accordance with the USTA League Regulations, which shall include grievance procedures for league matters, as adopted and amended by a committee appointed by the USTA President and in accordance with procedures determined and approved by the USTA Board.

FAC Comment XV-1: The National Tennis Rating Program (“NTRP”) is the official system used to determine the levels of competition.

XVI. USTA JUNIOR TEAM TENNIS

A. Description

USTA Junior Team Tennis consists of team competition for boys and girls and may consist of the opportunity for advancement from local competition to district, sectional, and national competition.

B. Eligibility

Any individual competing in USTA Junior Team Tennis shall be 18 years of age or under.

C. Authority for Committee to Adopt USTA Junior Team Tennis Regulations

USTA Junior Team Tennis shall be conducted in accordance with the USTA Junior Team Tennis Regulations that include grievance procedures as adopted and amended by a committee appointed by the USTA President and in accordance with procedures determined and approved by the USTA Board.

XVII. SANCTIONING

A. General Information

1. *Meaning of sanctioning.* The USTA sanctioning process is intended to aid the public, the player, and the tennis promoter. It helps to assure uniformity of the rules of play; it permits the ranking of players on a basis of an accepted standard; it encourages an orderly schedule of tournaments that accommodates the reasonable needs of players, promoters, and sponsors; and it fosters the aim of providing the public with tennis of high caliber and ethical standards.

Sanctioning indicates that the tournament:

- Is an official USTA-approved tournament;
- Follows the **ITF Rules of Tennis**;
- Follows **USTA Regulations**; and

Results will be considered by the applicable national, sectional, district, or local ranking committees if the applicable ranking regulations authorize the results to be considered.

2. *Definition of tournament.* Tournament refers to all forms of competition, including, but not limited to, tournaments, championships, team championships, matches, exhibitions, events, intersectionals, international competitions, and zonals. Tournaments are classified as open, closed, or invitational.
3. *Eligible applicants.* Only the following may apply for a sanction to hold a tournament:

- Sectional Association;
- Direct Member Club or Organization;
- District Association or a subdivision of a Sectional Association; or
- Organization Member.

The person submitting the application must be authorized to do so by the applicant.

4. *Safe Play.* The Tournament Director must comply with the requirements of Safe Play, including clearing USTA background screening and successfully completing Safe Play education.
5. *Discrimination not allowed.* Tournament sanctions shall be awarded and sanctioned tournaments shall be conducted without regard to race, creed, color, national origin, or sexual orientation. By submitting an application to sanction a tournament, the applicant agrees that it will not discriminate against any participant because of the participant's race, creed, color, national origin, or sexual orientation, *except that* entries into tournaments sanctioned by the USTA Junior Competition Committee may be limited to U.S. citizens and certain aliens (see **USTA Regulation VIII.D.2.**) and *except that* Sectional Associations, District Associations, and subdivisions of Sectional Associations may limit entry in some tournaments to U.S. citizens and certain aliens residing in their territory. A violation of this provision may result in a refusal to issue any further sanctions to the applicant.
6. *No prize money for junior tournaments.* Junior tournaments shall not award prize money.
7. *Submission of application.* Most applications must be submitted

online. The entity that is responsible for approving the sanction (USTA Board, appropriate USTA competition committee, Sectional Association, District Association, or subdivision of a Sectional Association) may require the applicant to submit information in addition to information submitted in the online application. When online application is not available, the applicant shall submit the sanction application to the entity that is responsible for approving the application. All applicants agree to run tournaments pursuant to **USTA Regulations**.

FAC Comment XVII.A-1: Applications for sanctions for tournaments that are approved by Sectional Associations, District Associations, or subdivisions of Sectional Associations are submitted online. Applications for USTA Junior National Tournaments are submitted to the USTA Junior Competition Committee through an online bid process. Applications for USTA Adult and Family National Tournaments are submitted to the USTA Adult Competition Committee through an online process or on an offer and contract form. Applications for USTA Wheelchair National Tournaments are submitted to the USTA Wheelchair Tennis Committee through an online process or on an offer and contract form.

8. *Payment of sanction fee.* The sanction fee for a tournament for which online application is available is generally paid electronically to the USTA. Once the sanction is approved, the USTA directs the fee to the proper recipient. In all other cases the sanction fee is paid to the appropriate competition committee or the Sectional Association, District Association, or subdivision of a Sectional Association that approves the sanction.
9. *Issuance of sanction.* When a Sectional Association, District Association, or subdivision of a Sectional Association issues a sanction, the entity issuing the sanction shall send notice of approval of the sanction to the Legal Department.
10. *Use of USTA name in reference to tournament.* The holder of a sanction for a USTA sanctioned tournament may use the name, initials, and logo of the USTA only to the extent determined by the USTA.
11. *Use of certified officials recommended in sanctioned tournaments.* The USTA recommends that every official be certified in accordance with **USTA Regulation VII.C.** in the appropriate classification.
12. *USTA does not assume financial responsibility for tournaments.* The USTA does not assume financial responsibility for any tournament. Any loss incurred shall be the sole responsibility of the sanction holder.
13. *Sanction will not be issued if prior sanction fee is delinquent.* A sanction shall not be approved if the applicant is delinquent in the payment of any sanction fee charged for a sanction previously applied for and issued, *unless* the delinquent sanction fee is paid or the USTA committee, Sectional Association, District Association, or subdivision of a Sectional Association that approved the sanction waives the delinquency.
14. *Specification in title of whether tournament is invitational or closed.* The word “Invitational” in the title means that tournament entry is by

invitation only. The word “Closed” in the title means that tournament entry is restricted to a specific geographic area. Absence of any designation in the title usually means that the tournament is not an invitation and is open to players from all areas.

15. *Definition of gross revenues.* For purposes of **USTA Regulation XVII.**, gross revenues means all monies received for:
- Entry fees;
 - Admissions to the grounds, courts, and stands after deduction of governmental and municipal taxes;
 - Sales of advertising less direct expenses; and
 - Contributions from whatever sources, including sponsors.

For junior tournaments, the entry fees, donations, and contributions shall not be counted in the gross revenues test.

16. *Tournament may lose sanction if it does not comply with USTA Regulation XVII. and terms of sanction.* The failure of a tournament to comply with any requirement of **USTA Regulation XVII.** or any other condition imposed by the body issuing the sanction may result in forfeiture of the sanction.

B. USTA League and USTA Junior Team Tennis Approved Without Necessity of Sanction

USTA League and USTA Junior Team Tennis are hereby approved by the USTA without any sanction application.

C. Sectional and District Tournaments and Leagues Other Than USTA League and USTA Junior Team Tennis

1. *Sanction approval.* Sectional Associations approve the sanctions for:
- Tournaments defined in **USTA Regulation XVII.A.2.** that are not approved by **USTA Regulation XVII.B.** or subject to the bid process of **USTA Regulations XVII.D.,E.,F., or I.;**
 - Leagues (other than USTA Leagues and USTA Junior Team Tennis) if the league wants the matches played during the season to count for ranking;
 - Intra-Organization Member tournaments in which the Organization Member wants the matches to count for ranking; and
 - Intercollegiate and interscholastic tournaments. (These tournaments do not have to be sanctioned but may be sanctioned with or without a sanction fee being charged.)

A Sectional Association may delegate the sanction approval process to its District Associations.

2. *Junior ranking tournaments.* Junior tournaments that count for Junior rankings must meet the requirements in the USTA Junior Tournament, Ranking, and Sanctioning Regulations.
3. *Junior non-ranking tournaments.* Junior tournaments that do not count for Junior rankings must meet the requirements in the USTA Net Generation Pathway Regulations.
4. *Adult and Family ranking tournaments.* Adult and Family ranking tournaments must meet the minimum requirements in the USTA Adult and Family Tournament, Ranking, and Sanctioning Regulations.
5. *Wheelchair ranking tournaments.* Wheelchair ranking tournaments must meet the minimum requirements in the USTA Wheelchair

Tournament, Ranking, and Sanctioning Regulations.

6. *Sanction fees. Unless specified* in the applicable USTA Tournament, Ranking, and Sanctioning Regulations, a Sectional Association may set sanction fees, and may delegate the setting of sanction fees to its District Associations.
7. *Rights for sanctioned prize money tournaments over \$5000.* Unless the Sectional Association is notified otherwise by the tournament committee at least 120 days before the start of the tournament or, at the time of filing of the sanction application whichever is later, television, cable, satellite, internet, radio, film, and video rights for all sanctioned prize money tournaments over \$5000 shall be reserved by the USTA to facilitate the sale of these rights on a national or multi-event basis. The net proceeds of the sale of these rights are divided 80% to the tournament and 20% to the Sectional Association.

D. Junior National Tournaments

The regulations for sanctioning USTA Junior National Championships and other tournaments sanctioned by the USTA Junior Competition Committee are in the USTA Junior Tournament, Ranking, and Sanctioning Regulations (see **USTA Regulation IX.E.**).

E. Adult and Family National Tournaments

The regulations for sanctioning Level 1 USTA Adult and Family National Championships and other tournaments sanctioned by the USTA Adult Competition Committee are in the USTA Adult and Family Tournament, Ranking, and Sanctioning Regulations (see **USTA Regulation X.E.**).

F. Wheelchair National Tournaments.

The regulations for sanctioning Level 1 USTA Wheelchair National Championships and other tournaments sanctioned by the USTA Wheelchair Tennis Committee are in the USTA Wheelchair Tournament, Ranking, and Sanctioning Regulations (see **USTA Regulation XIII.E.**)

G. Hosts and Titles for USTA National Championships

1. *Primary host site shall be Organization Member.* The primary host site of each USTA National Championship must be an Organization Member.
2. *Tournament titles for USTA National Championships.* The applicable USTA National Tournament, Ranking, and Sanctioning Regulations establishes the title for USTA National Championships and other tournaments under the jurisdiction of the applicable national competition committee. The title shall include, where applicable, the age, sex, surface, and any other divisions of the tournament. The initials “USTA” shall be used in identifying USTA National Championships, *except that* the initials “US” may only be used in identifying the US Open.

FAC Comment XVII.G-3: USTA National Indoor ROHO Gateway Classic is an example of a tournament title.

H. Television, Cable, Satellite, Internet, Radio, Film, and Video Rights

The USTA reserves all television, cable, satellite, internet, radio, film, and video rights for all USTA National Championships and tournaments sanctioned by the USTA Junior Competition Committee, the USTA Adult

Competition Committee, and the USTA Wheelchair Tennis Committee. If the USTA relinquishes these rights and they are subsequently sold and if no other arrangements have been mutually agreed to before the award of the sanction, the gross proceeds shall be divided between the USTA and the sanction holder as follows:

- The first \$1000 shall belong to the sanction holder;
- The next \$9000 shall be divided 50% to the sanction holder and 50% to the USTA;
- The next \$10,000, 35% to the sanction holder and 65% to the USTA; and
- All amounts over \$20,000, 25% to the sanction holder and 75% to the USTA.

I. ITF Junior Tournaments

The ITF regulations require that ITF junior tournaments played in the United States be either organized by the USTA or sanctioned by the USTA. The USTA Junior Competition Committee shall be notified of all applicants for tournaments requiring sanction approval. The sanction approval process is in the USTA Junior Tournament, Ranking, and Sanctioning Regulations (see **USTA Regulation IX.E.**).

J. Role of USTA Board in Sanctioning US Open, USTA National Championships, and Certain Other Tournaments

1. *Right of USTA Board to award sanctions.*
 - a. *US Open.* The USTA Board awards the sanction for the US Open.
 - b. *USTA National Championships.* The USTA Board has the right to assume the responsibility for sanctioning USTA National Championships, *except* USTA Junior National Championships, instead of the applicable national competition committee.
 - c. *Tournaments not in category described in USTA Regulations XVII.B-F.* The USTA Board may award the sanction for any tournament in a category of tournaments not described in **USTA Regulations XVII.B-F.**
2. *Sanction fees.* The sanction fee for the US Open and any tournament not described in **USTA Regulation XVII.** that is approved by the USTA Board shall be negotiated by the Sectional Association in whose territory the tournament is held, the sanction holder, and the USTA or its specifically designated representative. The agreement shall not become binding on the USTA until approved by the USTA Board. The Sectional Association shall receive that part of the sanction fee as shall be agreed upon by the USTA and the Sectional Association. The division, if any, of the sanction fee shall be negotiated by the President and Secretary-Treasurer of the USTA with the President and Treasurer of the respective Sectional Association. The payment to the Sectional Association shall not exceed \$2000. The sanction fee for any USTA National Championship approved by the USTA Board shall be set in the applicable USTA Tournament, Ranking, and Sanctioning Regulations.

XVIII. AMATEUR AND PROFESSIONAL STATUS

A. Definition of Amateur

A tennis player is an amateur if the player does not receive and has not received, directly or indirectly, pecuniary advantage by the playing, teaching, demonstrating, or pursuit of the game except as expressly permitted by the USTA.

B. Loss of Amateur Status

Intercollegiate athletic organizations, high school associations, and amateur organizations limit participation to amateurs and have their own definition for an amateur. Acceptance of prizes or expenses or undertaking tennis related employment may jeopardize a player's eligibility under their regulations. Before accepting any expenses or prizes or undertaking any tennis related employment, a player who wishes to preserve amateur status should understand these regulations and meticulously document compliance with regulations.

C. Acts That Amateur May Engage in Without Losing Amateur Status

1. *Reasonable expenses actually incurred.* An amateur may be reimbursed for reasonable expenses actually incurred in connection with participation in a tournament, match, or exhibition.
2. *Scholarships to school.* An amateur may receive a scholarship or other benefits authorized by the amateur's school that do not affect eligibility as a tennis player for the school.
3. *Tennis camp and school scholarships.* An amateur may receive a scholarship or other special award:
 - That recognizes a particular achievement by the amateur other than a prize won through participation in a tournament event or that recognizes a particular ability and financial need of the amateur; and
 - That permits the amateur, at no cost or at a reduced cost, to attend a tennis camp or school, to participate in a tennis clinic, or to receive tennis lessons, provided that the recipient has been selected from a group of eligible recipients in accordance with rules established by the donor of the scholarship or special award.
4. *Employment in sporting goods industry.* An amateur may enter into a bona fide arrangement for services as an individual proprietor, partner, employee, agent, or consultant with a manufacturer or seller of sporting goods or other products, provided the services to be performed will not violate any of these regulations.
5. *Student employment as salaried tennis instructor.* An undergraduate or a graduate student in regular full-time attendance at a recognized high school, college, or university, or a faculty member shall not lose amateur status because of accepting employment as:
 - A counselor at a summer camp;
 - An assistant to a teaching professional;
 - An employee or tennis instructor at a club or establishment where tennis is played;
 - An employee or tennis instructor of a Sectional Association, District Association, subdivision of a Sectional Association, city recreation department or its equivalent, or recognized tennis patrons organization; or
 - An employee in a public junior development program.

Remuneration for any such employment may only be on a salary basis and may not be on a fee-for-lesson basis.

6. *Faculty members serving as tennis coaches.* Regular full-time faculty members of a recognized high school, college, or university may teach tennis to the pupils or coach the tennis team as part of their faculty assignments without affecting their amateur standings.
7. *Physical education teachers.* An amateur may be a physical education or sports teacher who receives pecuniary advantage by giving elementary tennis instruction. Remuneration for any such employment may only be on a salary basis and may not be on a fee-for-lesson basis.
8. *Activities permitted by other organizations.* An amateur may engage in any activity permitted by the regulations of intercollegiate athletic organizations, high school associations, or amateur organizations.

D. Expenses That May Be Reimbursed Without Causing Player to Lose Amateur Status

1. *Reasonable expenses actually incurred.* An amateur may be reimbursed for reasonable expenses actually incurred in connection with participation in a tournament, match, or exhibition.
2. *Documentation of expenses.* Where practicable, expenses must be supported by receipts or other evidence of payment.
3. *Lodging.* An amateur may accept reimbursement for reasonable lodging expenses.
4. *Food.* An amateur may accept reimbursement for reasonable food expenses.
5. *Travel.* Travel expenses are allowable for travel to a tournament from home or a previous tournament if in fact travel was from a previous tournament. Travel expenses are also allowable for actual return to the amateur's home from the tournament. Reimbursement shall be limited to the following:
 - Air, rail, or bus fare at coach rate;
 - Local transportation; and
 - Automobile expenses per vehicle plus tolls at a rate established by the USTA Board.
6. *Entry fees.* USTA entry fees are allowable expenses.
7. *Expenses before and during tournament.* Expenses incurred at a tournament site for the period starting a maximum of two days before the start of a tournament and ending on the day after a player is eliminated from the tournament are allowable in accordance with these regulations.
8. *Expenses of spouse, parent, coach, or chaperone.* Expenses for a non-playing spouse, a parent, a chaperone traveling with an amateur, or a coach are allowable in accordance with these regulations. Expenses for a coach shall be related to practice for and participation in the tournament at a tournament site.
9. *Miscellaneous expenses.* Expenses for laundry and soft drinks are allowable if not provided by the tournament or host.
10. *Documentation of expenses to USTA.* Upon the written request of the USTA Grievance Committee, the Governance Committee, or the USTA Board, an amateur shall fully inform the committee or USTA Board as to:
 - a. All expenses paid in connection with participation in any

- tournament, match, or exhibition, including furnishing to the committee or USTA Board additional information as may be requested and including a sworn statement as to the expenses; and
- b. The details of any employment in the sporting goods industry or other arrangement described in **USTA Regulation XVIII.C.4.**, including furnishing to the committee or USTA Board any written agreement, correspondence, or memoranda relating thereto, including a sworn statement as to the details.

Failure to comply promptly and fully with the request shall be grounds for immediate suspension, which suspension shall continue until the amateur has complied with the request.

E. Reinstatement to Amateur Status

If a professional wishes to be reinstated as an amateur, the player shall make a written request to the USTA Grievance Committee. Any reinstatement shall be determined by the USTA Grievance Committee based on evidence satisfactory to the committee that reinstatement is merited. The written request shall be sent by certified mail, return receipt requested, to the USTA Grievance Chair, c/o USTA Office of General Counsel, 2500 Westchester Avenue, Suite 411, Purchase, New York 10577.

XIX. AMENDMENTS

USTA Regulations may be amended if the amendment is consistent with the USTA Constitution and the USTA Bylaws.

A. Those Who May Adopt Amendments

Amendments may be adopted pursuant to the Bylaws by the Voting Members, Executive Council, or Board.

B. Those Who May Submit Amendments

Amendments may be submitted by a Sectional Association through its President or Secretary, a USTA committee through its chair, or a member of the Executive Council. A Sectional Association may submit an amendment only if it has followed all applicable provisions of its bylaws. A USTA committee may submit an amendment only if it has voted to submit the proposal and has followed all applicable provisions of the Bylaws.

C. Deadlines for Submitting an Amendment to Be Voted on by the Voting Members or Executive Council

1. *Secretary-Treasurer must receive written proposal at least 90 days before meeting.* The Secretary-Treasurer c/o Office of the General Counsel must receive the proposal in writing at least 90 days before the date of the meeting at which the proposal is to be considered.
2. *Proposals of unforeseeable extreme urgency.* Any proposal that could not have been foreseen in time to meet the deadline for submission and that is a matter of extreme urgency must be received in writing by the Secretary-Treasurer c/o Office of the General Counsel at least 21 days before the date of the meeting at which the proposal is to be considered. The Voting Members or the Executive Council must first determine that the proposal is unforeseeable and extremely urgent.

D. Deadline for Submitting an Amendment to Be Voted on by the Board

The Secretary-Treasurer c/o Office of the General Counsel must receive the proposal in writing at least 28 days before the meeting at which the proposal is to be considered.

E. Notice Requirements

1. *Written notice of 20 to 50 days required for meeting of Voting Members or Executive Council.* When a proposal is to be considered by the Voting Members or Executive Council, the Secretary-Treasurer shall provide a copy of the proposal in the notice of the meeting at which the proposal is to be considered. Written notice shall be given pursuant to the Bylaws, no less than 20 days nor more than 50 days before the date of the meeting of the Voting Members or the Executive Council at which the proposal is to be considered.
2. *Written notice of 15 days required for proposals of unforeseeable extreme urgency.* When an unforeseeable and extremely urgent proposal is to be considered, the Secretary-Treasurer shall provide a copy of the proposal to each Voting Member, the Executive Council, each Sectional President, the Chair of each USTA committee, and each Sectional Association office not less than 15 days before the date of the meeting of the Voting Members or the Executive Council at which the proposal is to be considered.
3. *Written notice of 20 days required for meeting of Board.* When a proposal is to be considered by the Board, the Secretary-Treasurer shall provide a copy of the proposal to be considered to the Board, Executive Council,

each Sectional President, the chair of each USTA committee, and each Sectional Association office, not less than 20 days before the date of the Board meeting at which the proposal is to be considered.

F. Amendments Passed by Executive Council and USTA Board Are Subject to Amendment at Next Meeting of Members

Pursuant to **USTA Bylaw 68**, amendments passed by the Executive Council or by the USTA Board are subject to approval, disapproval, or amendment at the next Annual, Semiannual, or Special Meeting of the membership upon the request of the voting delegates at the meeting with sufficient strength to constitute a majority vote of the membership.

G. Secretary-Treasurer of USTA Shall Provide Certain USTA Officials with Copy of Amendment Within Sixty Days of Its Adoption

The Secretary-Treasurer of the USTA shall provide a copy of each amendment that is adopted to each member of the Executive Council, to each Sectional President who is not a member of the Executive Council, to each Sectional Association office, to the Chair of the USTA Constitution and Rules Committee, and to the chair of any USTA committee that is affected by the amendment within 60 days after the action.

H. Effective Date of Amendments

Amendments to **USTA Regulations I.–VII.** shall be effective on January 1 following their adoption, *unless* the Executive Council or USTA Board votes that an amendment shall have a different effective date, in which case it shall be effective on the date specified. Amendments to all other **USTA Regulations** shall be effective immediately unless a later date is specified.

I. Amendments to *The Code*, USTA Comments to ITF Rules of Tennis, and FAC Comments to USTA Regulations

Amendments to *The Code*, USTA Comments to **ITF Rules of Tennis**, and FAC Comments to **USTA Regulations** may be made by two methods.

1. *Amendment pursuant to procedures for amendment to USTA Regulations.* Amendments may be made pursuant to the procedures applicable to amending **USTA Regulations**.
2. *Changes requested by Chair of USTA Officials Committee.* If the Chair of the USTA Officials Committee requests that a change be made to *The Code*, USTA Comments to **ITF Rules of Tennis**, or FAC Comments to **USTA Regulations**, the Chair of the USTA Constitution and Rules Committee and the Office of General Counsel may authorize the change if they concur with the changes, agree that the change is consistent with **ITF Rules of Tennis** and **USTA Regulations**, and the change:
 - Conforms with the USTA Constitution, USTA Bylaws, **ITF Rules of Tennis**, and **USTA Regulations**;
 - Makes language and stylistic changes;
 - Promotes clarity;
 - Eliminates ambiguity;
 - Corrects a mistake; or
 - Provides additional guidance.

XX. REQUESTS FOR WAIVERS

An Individual Member who believes the Individual Member is adversely affected by a USTA regulation may, for a compelling reason, petition for a waiver of that regulation. The Individual Member shall submit the petition to the USTA Executive Director, c/o USTA Office of General Counsel, 2500 Westchester Avenue, Suite 411, Purchase, NY 10577, at least 45 days before the requested effective date of the waiver. The petition shall:

- Identify the regulation that the Individual Member would like to have waived;
- State the period over which the waiver is requested;
- State the compelling reason; and
- Submit documentation that fully describes the basis for the request.

Upon receipt of the petition, the Executive Director shall assign the petition to an appropriate person for review and decision and shall notify the Individual Member of the identity of the person to whom the petition has been assigned.

Within 30 days of the assignment (unless further time is reasonable), the person shall:

- Render a decision on the petition based on the investigation, hearing, or consultation that the person deems appropriate; and
- Notify the Executive Director and the Individual Member of the decision.

The Individual Member may appeal the decision to the USTA Grievance Committee pursuant to **USTA Bylaw 43**. The appeal shall be treated as an initial grievance.

FAC Comment XX-1: The International Tennis Federation determines the **ITF Rules of Tennis**. Any request for waiver of the **ITF Rules of Tennis** should be addressed to the ITF.

XXI. RELEASE, WAIVER, AND INDEMNITY

Members, players, spectators, and other participants in USTA tournaments, programs, and events acknowledge the associated risks, assume those risks voluntarily, and in consideration of their attendance at USTA tournaments, programs, and events, agree to assume any loss or damage, and to waive any claim or demand on account of any injury to person or property arising out of or related to their attendance, including, but not limited to, exposure to infectious syndromes or diseases, whether caused by negligence or other fault. By participating in or attending USTA tournaments, programs, and events, Members, players, spectators, and other participants assume all risks whether known or unknown. Furthermore, Members, players, spectators, and other participants agree to release, indemnify, and hold harmless the USTA, its affiliated Sectional and District Associations, and the host facility (Released Parties) and the Released Parties' employees, contractors, representatives, and agents for any such injury or loss caused by negligence or other fault to the fullest extent permitted by law.

PART 4—USTA EMERGENCY CARE GUIDELINES

The text contained herein is for informational purposes only. The United States Tennis Association does not assume liability for any information contained herein. Any and all emergency care decisions should be made in consultation with a licensed professional.

INTRODUCTION

Emergency Care Guidelines help prepare Tournament Directors for medical emergencies and evacuations in case of disasters. The ordinary standard of care does not require a Tournament Director to be trained in emergency medical care. However, familiarity with these guidelines allows Tournament Directors to be prepared for medical emergencies and evacuations in case of disasters.

TOURNAMENT PREPARATION

It is important to think about the possibility of a medical emergency taking place at your tournament ahead of time. Once you have anticipated this possibility, you have already begun preparation. Consider having the following in place at the start of the tournament:

EMERGENCY PHONE NUMBERS

- Identify at least one working phone on site. If you are using a cellular phone, keep it fully charged and verify that it works on site. Many cellular phones do not connect in certain areas or locations.
- Know the phone number and location of the nearest hospital.
- Know the phone number of a local ambulance company. Let the company know beforehand that you are hosting a tennis tournament, and speak to appropriate personnel about the best protocol to follow in case of an emergency.
- 911: Remember, when in doubt or in case of a medical emergency, call 911, which will activate the emergency response system and prompt an emergency medical vehicle to be sent to your site.
- Walk the tournament site in order to know the best way for an emergency vehicle to enter.
- Review with pertinent tournament personnel the emergency phone numbers and the protocol for activating 911.
- When activating 911, or when calling the local ambulance company, keep your instructions clear and indicate the following:
 - The number of people who are in need of emergency medical care
 - Their ages (or approximate ages)
 - The location
 - The person to whom emergency medical services should report

In addition to activating the emergency response system, try to locate the parent or guardian of a minor as soon as possible. For adults, try to locate the spouse, parent or next of kin as soon as possible. Remember, for emergency medical care, activating 911/emergency response system takes precedence over calling family members.

SUPPLIES (ON-HAND)

- Towels: Verify that ample towels are available for cleanup and for use by players, if necessary.
- Water: Verify that ample drinking water is available on site.
- Ice: Verify that ice is available for both heat illness and acute strains/sprains.
- Gloves: Verify that exam gloves are on site, as they are to be worn by anyone who may come into direct contact with blood—which includes caring for an injured player or spectator/staff—or cleaning a blood spill.
- First Aid Kit: A basic first aid kit may be used within your comfort zone. Do not dispense medication except upon the documented recommendation of a physician on site. Basic first aid kits include:
 - Band-Aids, both small and large
 - Medical gauze
 - Athletic tape and Elastic (ACE) bandages
 - Plastic bags, including red plastic bags

ON-SITE EMERGENCY CARE

The following sections describe medical situations and conditions the Tournament Director may encounter. Remember, best practices mean identifying that someone needs emergency medical care, and then accessing emergency treatment via 911 or a local ambulance company.

UNIVERSAL PRECAUTIONS

Universal precautions is a term that means any human blood—including body fluids tainted with blood—is considered contaminated and potentially infectious. Thus, latex exam gloves are worn by anyone handling blood or blood products, and the individual handling the blood should have no open sores (non-latex exam gloves are available for latex-allergic/sensitive individuals). As a practical example, exam gloves are worn by an individual who is applying pressure with a towel or bandage to a player who is bleeding. Blood spills on court are best cleaned in accordance with current **USTA Regulations** (Friend at Court: The USTA Handbook of Tennis Rules and Regulations: medical timeout). If a mop and water are not utilized, a towel with water is acceptable. In this instance, the individual cleaning the court is wearing exam gloves. Blood products are disposed in readily identifiable red plastic bags.

HEAT ILLNESS

Heat illness refers to an acute medical condition that arises from a combination of dehydration and overheating within the body. Heat illness occurs most commonly in hot, humid conditions, especially if there is little wind. It is important to be aware of the temperature and humidity throughout the day, and to anticipate heat illness occurrences when the apparent temperature, or heat index, is equal to or greater than 90 degrees, as per the chart below.

The symptoms and signs of heat illness include unusual or excessive tiredness, headache, nausea (with or without vomiting), cramps, dizziness, passing out and high body temperature. Heat stroke is a medical emergency, and typically individuals appear acutely ill, have a high body temperature, and are unable to drink any fluids.

Post signs advising players to drink plenty of fluids before, during and after play. Try to provide and identify areas with shade for cooling, plenty of fluids, and cold, wet towels or icepacks. If the player cannot drink or has no desire to drink, has lost consciousness or has a change in level of consciousness, or if there is any doubt about the player's condition, arrange for emergency transport to the nearest hospital via 911 or a local ambulance company. While awaiting emergency transport to arrive, remove the player from the heat and cool the player with cold, wet towels applied to the body—specifically the armpits, groin, and head.

ACUTE ALLERGIC REACTIONS/ANAPHYLAXIS

Acute allergic reactions are most likely to occur at a tennis tournament as a result of an insect bite or a bee/wasp sting. The reaction can range from localized swelling and discomfort, to more generalized swelling, to difficulty breathing with wheezing, to a life-threatening cardiovascular collapse. Localized reactions can be treated with ice. If the rash continues to worsen, if there is any difficulty breathing, if there is wheezing or facial swelling, or any changes in the level of consciousness, arrange for emergency transport to the nearest hospital via 911 or a local ambulance company.

Some players may have an established history of severe allergic reactions and may have experience using Epipen (epinephrine auto-injector). Such players may self-administer Epipen in accordance with their comfort zone. Even in this scenario, activate the emergency response system to ensure immediate medical evaluation and management of the individual.

STRAINS/SPRAINS

Acute strains and sprains usually occur in the setting of a fall. Symptoms include localized swelling and pain. Acute management includes limb elevation with application of ice and a compression bandage (ACE bandage). Remember: **RICE: Rest; Ice; Compression; Elevation**). Best practices include players consulting with their physician for further management. For severe strains and sprains, best practices include evaluation that day, either in a physician's office or in the emergency room, in order to rule out an underlying fracture.

OTHER EMERGENCIES

Life-threatening emergencies can occur at any time, and can include a seizure, heart attack, sudden fall with head trauma, or sudden collapse. Your job is not to make a diagnosis, but to activate the emergency response system via 911 or a call to the local ambulance company. It is important to maintain an environment of calm, and to remove all unnecessary people from the scene.

MEDICATION

Do not administer medication on site, including aspirin, products containing acetaminophen, or over-the-counter cold remedies. Some over-the-counter products contain medications that may be banned by the Tennis Anti-Doping Program. It is the player's responsibility to properly take such medications under the direction of a physician, the player's guardian, or both. In addition, never supply any food supplements, protein drinks, or energy supplements other than

standard sport drinks (e.g., Gatorade). These supplements may be tainted with banned substances for doping control.

THUNDERSTORMS AND LIGHTNING

Lightning is a potential severe hazard and life-threatening consequence of an approaching storm near outdoor tennis matches. It is important to be prepared for immediate cessation of all matches or warm-up in the event of lightning. In essence, if lightning is sighted, stop all activity and direct everyone to seek appropriate shelter. A 30-30 rule may be used, which is as follows:

- If lightning is sighted and thunder then occurs in 30 seconds or less, instruct everyone on site to seek appropriate shelter. Dividing the number of seconds between lightning and thunder by 5 gives the distance of lightning in miles. (For example, a flash-to-bang count of 30 seconds means a distance of 6 miles.)
- Resume tennis activity after a minimum of 30 minutes has elapsed since the last lightning strike was seen.

The primary shelter choice is any substantial, frequently inhabited building with working electricity, telephones and plumbing. While inside, avoid using electrical devices or telephones attached to cords, and refrain from taking showers. If such a building is not available, the next safest location is a fully enclosed vehicle with a metal roof and closed windows. Do not touch the metal framework while inside the vehicle.

Avoid the following locations:

- Open fields
- Proximity to open water
- Trees, flag poles, or light poles

If anyone has been struck by lightning, activate emergency medical services immediately. If possible, move the injured person to a safer location.

This Heat Index Chart provides general guidelines for assessing the potential severity of heat stress. Individual reactions to heat will vary. It is noteworthy that heat illness can occur at lower temperatures than indicated on the chart. In addition, studies indicate that susceptibility to heat illness tends to increase with the very young and the elderly.

1. Across the top of the chart, locate the **ENVIRONMENTAL TEMPERATURE** (i.e., the air temperature).
2. Down the left side of the chart, locate the **RELATIVE HUMIDITY**.
3. Follow across and down to find the **APPARENT TEMPERATURE**. Apparent Temperature is the combined index of heat and humidity. It is an index of the body's sensation of heat caused by the temperature and humidity (the reverse of the "wind chill factor").

Note: Exposure to full sunshine can increase Heat Index values.

HEAT INDEX											
ENVIRONMENT TEMPERATURE [F°]											
	70°	75°	80°	85°	90°	95°	100°	105°	110°	115°	120°
Relative Humidity	Apparent Temperature*										
0%	64°	69°	73°	78°	83°	87°	91°	95°	99°	103°	107°
10%	65°	70°	75°	80°	85°	90°	95°	100°	105°	111°	116°
20%	66°	72°	77°	82°	87°	93°	99°	105°	112°	120°	130°
30%	67°	73°	78°	84°	90°	96°	104°	113°	123°	135°	148°
40%	68°	74°	79°	86°	93°	101°	110°	123°	137°	151°	
50%	69°	75°	81°	88°	96°	107°	120°	135°	150°		
60%	70°	76°	82°	90°	100°	114°	132°	149°			
70%	70°	77°	85°	93°	106°	124°	144°				
80%	71°	78°	86°	97°	113°	136°					
90%	71°	79°	88°	102°	122°						
100%	72°	80°	91°	108°							

*Combined index of heat and humidity...what it "feels like" to the body.

APPARENT TEMPERATURE	HEAT STRESS RISK WITH PHYSICAL ACTIVITY AND/OR PROLONGED EXPOSURE
90° - 105°	Heat cramps or heat exhaustion possible
105° - 130°	Heat cramps or heat exhaustion likely, Heatstroke possible
130° and up	Heatstroke highly likely

Source: National Oceanic and Atmospheric Administration.

PART 5—UMPIRE ASSIGNMENT, SELECTION, CERTIFICATION, AND TRAINING

I. USTA POLICY

A. Diversity and Inclusion: A Key Element of the USTA's Core Values

Just as any good investor knows that you have to diversify your portfolio if you want to maximize its value, so the USTA knows that by making tennis open and accessible to all people of varied backgrounds, the value of the sport, the overall crowd appeal and the potential for high returns will increase. The USTA has made Diversity and Inclusion a Primary Strategic Priority and is committed to growing the game through outreach and inclusion, as defined by our USTA Board of Directors Approved Diversity Statement:

We, the United States Tennis Association, recognize diversity as essential to achieving our mission: to promote and develop the growth of tennis. For us, diversity refers to differences of culture, ethnicity, race, age, gender, beliefs, religion, social and economic status, sexual orientation, family status, physical ability, appearance, and ideas.

We are committed to achieving greater diversity throughout the sport and fostering a tennis environment that is more inclusive.

Pursuant to its overall diversity policy, the USTA hereby promulgates this statement on diversity in Umpire assignment, selection, certification, and training.

B. Assignment & Selection of Chair Umpires for Tournaments

1. The USTA does not permit discrimination on the basis of gender, race, or any other prohibited basis in the selection and assignment of Chair Umpires to tournaments and matches.
2. All qualified Chair Umpires will be afforded equal opportunities to Chair men's and women's matches regardless of their gender. The USTA, where it has the authority to do so, will seek to assign qualified female Chair Umpires to men's tournaments and matches in numbers approximating their representation in the qualified pool of applicants available for these tournaments and matches. The USTA will urge USTA Pro Circuit tournament officials and the Chief Umpires assigned to these tournaments to do the same, and will take best efforts to include these assignment goals in future contracts with entities holding USTA Pro Circuit tournaments. When asked to recommend Chair Umpires for ATP tournaments, the USTA will seek to recommend qualified female Chair Umpires in numbers approximating their representation in the pool of Umpires qualified and available to chair these tournaments.
3. All qualified Chair Umpires will be afforded equal opportunities to chair tournaments and specific matches regardless of their race. The USTA, where it has the authority to do so, will seek to assign qualified Chair Umpires, regardless of their demographic background (i.e., race, gender, sexual orientation, etc.), to matches, including later-round matches, in numbers approximating their demographic representation in the qualified pool of applicants available for these matches. The USTA will urge USTA Pro Circuit tournament officials and the Chief

Umpires assigned to these tournaments to do the same, and will take affirmative steps to include these assignment goals in future contracts with entities holding USTA Pro Circuit tournaments. When asked to recommend Chair Umpires for ATP and WTA tournaments, the USTA will seek to recommend qualified minority Chair Umpires in numbers approximating their demographic representation in the pool of Umpires qualified and available to chair these tournaments.

- 4.a. The process for applying for Chair Umpire positions at USTA Pro Circuit events is:
 - *Step One.* Work to achieve a Chair Certification by the USTA.
 - *Step Two.* Register work availability with the USTA Officials Department in the National Office (ITF certification encouraged but not required).
- 4.b. The process for applying for Chair Umpire positions at the US Open is:
 - *Step One.* Work to achieve a Chair Certification by the USTA.
 - *Step Two.* Register work availability with the USTA Officials Department in the National Office (ITF certification not required).
 - *Step Three.* Achieve Silver Badge or better certification. All Bronze or White Badge certified Chair Umpires who are accepted to the US Open are primarily accepted as Line Umpires.
 - *Step Four.* File an application to work the US Open by the annual US Open deadline with the USTA Officials Department.
- 5.a. In selecting Chair Umpires and assigning them to USTA Pro Circuit matches, the USTA will rely primarily on job related criteria such as: (Not in any particular order)
 - Availability
 - Performance rating or evaluation from USTA/ITF Certified Chair Umpires/Referees
 - Experience
 - ITF Badge Level (encouraged but not required for Pro Circuit events)
 - Adherence to the USTA Officials' Code of Conduct
- 5.b. In selecting Chair Umpires and assigning them to US Open matches, the USTA will rely primarily on job related criteria such as: (Not in any particular order)
 - US Open Application accepted
 - Performance rating or evaluation from USTA/ITF Certified Chair Umpires/Referees
 - Experience
 - ITF Badge Level
 - Adherence to the USTA Officials' Code of Conduct
 - Nationality of the Umpire
 - Whether a player exists on the Umpire's "NO List"

C. Certification and Training of Chair Umpires

1. The USTA does not permit discrimination on the basis of gender, race, or any other prohibited basis in the USTA certification of Umpires and in the selection of USTA-certified Umpires to be recommended for admission to the ITF for Badge School.
2. All qualified Chair Umpires will be afforded equal opportunities to

- obtain each USTA certification level and to be recommended for admission into an ITF Badge School, regardless of their demographic background (i.e., race, gender, sexual orientation, etc.). The USTA will seek to recommend for ITF Badge School admission all qualified Umpires who express written interest in attending ITF Badge Schools.
3. The process for USTA-Certified Umpires to obtain recommendations for admission to ITF Badge Schools is:
 - Step One.* Work to achieve a Chair Certification by the USTA which includes attendance at a USTA Officiating In-Person Workshop.
 - Step Two.* Seek chair assignments at Junior events, Collegiate events, or any events to gain experience.
 - Step Three.* Express interest to the USTA to attend and then successfully complete a Chair Umpire Center of Excellence training.
 - Step Four.* Seek Chair assignments at USTA Pro Circuit events.
 - Step Five.* Obtain applications from the ITF website or seek assistance to obtain an application from the USTA Officials Department and submit as instructed.
 - Selections for schools are made by the ITF. Should more Americans seek admission than seats available, ITF requires USTA to endorse candidates based on the following criteria, Performance rating or evaluation from USTA/ITF Certified Chairs/Referees;
 - Pro Circuit and ITF event experience;
 - Adherence to the USTA Officials' Code of Conduct.
 4. Decisions for selecting Umpires certified by the USTA to attend USTA-operated Centers of Excellence will be based primarily on job related criteria such as:
 - Recommendation from USTA In-Person workshop trainers;
 - Experience;
 - Adherence to the USTA Officials' Code of Conduct.
 5. The USTA maintains records of the names of USTA-Certified Umpires recommended for admission into ITF Badge Schools, as well as the names of USTA-Certified Umpires who attend USTA-operated Centers of Excellence.

II. DISCRIMINATION COMPLAINT AND RESOLUTION PROCESS

A. Umpire Equal Opportunity Policy

The USTA does not permit discrimination on the basis of gender, race, color, religion, national origin, marital status, citizenship status, veteran status, sexual orientation, age, disability, or any prohibited basis in the selection and assignment of Chair Umpires to tournaments and matches, or in the certification of Umpires and the selection of USTA-Certified Umpires to be recommended to the ITF for Badge School admission.

B. Umpire Complaint and Investigation Procedure

1. Any Umpire who believes that he or she has been subjected to discrimination in violation of the Umpire Equal Opportunity Policy may file a complaint in writing with the Chief Diversity Officer of the USTA, either by mail USTA National Campus, 10000 USTA Boulevard, Orlando, FL 32827, or via email at diversity@usta.com. The complaint

shall include:

- a. the date, time, and location of the acts or actions complained of;
 - b. the identities of the person or persons taking the disputed acts or actions and any witnesses to them; and
 - c. the basis on which the acts or actions are believed to be discrimination in violation of the Umpire Equal Opportunity Policy.
2. The USTA will promptly and thoroughly investigate each complaint in an impartial manner and, to the fullest extent possible, shall maintain the confidentiality of all complaints and Umpire complainants. The Umpire complainant shall be informed of the results of the investigation.
 3. If the USTA determines that discrimination in violation of the Umpire Equal Opportunity Policy has occurred, it will immediately take appropriate remedial and/or disciplinary action, up to and including termination of the employment or contract of the responsible party if the USTA has this authority.
 4. The USTA will maintain the records of the Umpire Complaint and Investigation Procedure, including those reflecting the nature of the complaint, the investigation conducted, the results of the investigation, and any actions taken as a result of the investigation, in accordance with applicable legal standards.
 5. No Umpire shall be subjected to retaliation or other detriment in his or her relations with the USTA for filing, assisting with, or supporting in any manner a complaint of discrimination in violation of the Umpire Equal Opportunity Policy. If any retaliation or detriment occurs, the affected Umpire may file an amended or a separate complaint with the Umpire Diversity Officer to be processed and resolved in the manner specified above.

PART 6—GLOSSARY

7-Point Set Tiebreak. The 7-Point Set Tiebreak is played when the players reach 6-all in a set. The first player or team to win 7 points by a margin of at least 2 wins the set 7-6.

10-Point Match Tiebreak. The 10-Point Match Tiebreak is played in some matches in lieu of the deciding final set. The first player or team to win 10 points by a margin of at least 2 wins the final set 1-0 and the match.

Abandoned Match. An Abandoned Match refers to a match that was started, but the Referee has decided not to complete the match.

Adult Age Group Divisions. As a group, the Adult Divisions with age restrictions are known as the Adult Age Group Divisions. This does not include any Adult NTRP Division that has an age restriction.

Adult Discipline. Adult Discipline occurs when a parent, coach, or other adult responsible for a Junior disciplines the Junior by not allowing the Junior to start or finish a match. Adult Discipline is treated as a Default if the match has not started and as a Retirement if the match has started. Adult Discipline is never recorded as a Withdrawal or Walkover.

Adult Divisions. These divisions comprise the Open Men's, Women's, and Mixed Doubles; Men's, Women's and Mixed Age divisions beginning at 25 and older Divisions; and NTRP and other level-based Divisions based on ratings.

Advantage (Ad) Court: The advantage court refers to the service court that is on a player's side of the net to the left of the center service line as a player faces the net. The court is called the advantage or ad court because points in which the score is "Advantage" are always served to this court.

Advantage Scoring. This is the traditional scoring system in which the points are 15, 30, 40, Deuce, and Advantage.

Advantage Set. This is a set in which a Set Tiebreak is *not* played when the score reaches 6-6 and continues until one player leads the opponent by a margin of two games. Advantage sets are no longer played under USTA Regulations. Occasionally an advantage set ends up being played when the players forget to play a Set Tiebreak at 6-6.

All-Factors Method of Seeding. This seeding method is based on the players' chances of winning the tournament as determined by the Tournament Committee.

Alley. The alley is the area between the singles sideline and the doubles sideline.

Alphabetical Seeding. In some cases the Tournament Committee may group seeded players together and assign each of them the same seed (for example, in the group 5-8, each player in the group is assigned the fifth seed and listed alphabetically).

Alternate. An alternate is a player who did not make it into the draw but requests that the tournament consider the player for entry into the draw if an opening in the draw develops.

Alternate List. The alternate list is a list of players not accepted into a tournament. After entries close, the Tournament Committee will typically publish an ordered alternate list showing the order in which the alternates will be accepted if there is a withdrawal.

Amateur. A player is an amateur if the player does not receive and has not received, directly or indirectly, pecuniary advantage by the playing, teaching, demonstrating, or pursuit of the game of tennis except as specifically authorized by **USTA Regulation XVIII**.

Back Draw. This term is commonly used to describe any consolation draw.

Baselines. The baselines are the lines at the ends of the court.

Bleeding Timeout. A Bleeding Timeout is a time-out of up to 15 minutes that is allowed when a player is bleeding externally. The time is used to stop the bleeding and to clean up the playing area.

Blended Lines. Blended Lines has a narrow definition and a broad definition. The lines on the regulation 78-foot court are painted white. Sometimes permanent lines for Red Ball Tennis and Orange Ball Tennis are also painted on the court. These lines should be painted a lighter or darker shade of the color of the court surface. The narrower definition of blended lines refers to these lines only. Courts with blended lines as defined in the narrow sense may be used for almost all matches except certain ITF events. The broader definition of blended lines refers to courts with lines used by sports other than tennis such as pickle ball, badminton, or basketball. Absent the applicable sanctioning body prohibiting matches on courts with blended lines in the broader sense, the Referee determines whether matches may be played on these courts.

Block Seeding. Block seeding refers to the practice of taking the seeded players and advancing them two or more rounds into the tournament. The unseeded players play matches to reach the round where the seeded players have already been stationed. The purpose of this practice is to allow all the unseeded players to play several matches before facing a seeded player.

Bonus Points. Bonus points are additional ranking points that are awarded for wins over highly ranked players.

Bye. When there are not enough players or teams to put on each line, byes are placed on the open lines. A player or team who receives a bye does not have a first round match.

Cancelled Match. A cancelled match refers to a match that the Referee decides will not be played for any reason other than a disqualification, withdrawal, walkover, or default.

Center Marks. The center marks are the 2-inch wide marks that are placed just inside each baseline and that mark the precise middle of the baselines. The center marks line up with the center service line.

Center Service Line. The center service line is the line that divides the service lines and the service courts in half. The line is 2 inches wide and 42 feet long.

Chair Umpire. The Chair Umpire is the official responsible for conducting one match in accordance with the ITF Rules of Tennis and the USTA Regulations.

Changeover. The changeover is the 90-second period after the end of every odd game (other than the first game) of every set.

Chief Umpire. A Chief Umpire is an official responsible for hiring the officials. In many tournaments, the Referee will delegate to the Chief Umpire the responsibility for assigning, replacing, and reassigning officials.

Circuit. A series of tournaments that are organized as a group and generally adopt a common set of special tournament regulations.

Closed Tournament. A closed tournament is a tournament that is limited to residents of a particular geographic area.

The Code. *The Code* is a summary of the procedures and unwritten rules that custom dictates that players follow. **USTA Regulation IV.B.** requires players to follow *The Code* in all matches without officials.

Code Violation. Code violations are issued to players for misconduct and delay. A list of code violations and penalties is found in **Table 14**.

Coed Tournament. Players may enter a coed tournament regardless of gender. Any combination of males and females is permitted in singles and doubles.

Coman Tiebreak Procedure. The Coman Tiebreak Procedure requires the Tiebreak to be played with the players changing ends after the first point and thereafter every fourth point.

Combined Ranking. A combined ranking is a ranking that is based on both singles and doubles Ranking Points.

Compass Draw. This is a non-elimination format that is so named because players advance in four to eight different directions depending upon when they lose their first match and when they lose their subsequent matches.

Computerized List Method of Seeding. This seeding method is based on a computerized system of rankings, ratings, or standings.

Consolation Draw. A consolation draw describes a group of different types of draws in which losers in the main draw play an additional match or matches against other players who have lost a match in the main draw.

Court. The term technically refers only to the area bounded by the baselines and the singles sidelines in singles and the doubles sidelines in doubles.

Curtis Consolation Draw of 64. This type of Feed-In Championship is often used when there is a shortage of time or courts. A Curtis Consolation Draw of 64 feeds the Round of 64 and Round of 32 losers into one draw with the winner placing 13th. It also feeds the Round of 16 and Quarterfinal losers into another draw with the winner placing 5th.

Default. A default occurs when a player is eliminated from an event under the Point Penalty System (which includes penalties for lateness) or refuses to play for reasons other than injury, illness, or personal circumstance. It is also considered a default when a junior does not *start* a match because of an adult deciding to discipline the junior. (Note that failure to *finish* a match because of an adult discipline is considered a retirement.)

Deputy Referee. A Deputy Referee is an official appointed by the Referee or Tournament Committee to assist in the performance of the Referee's duties or to assume these duties when the Referee is absent. It is not unusual for a Deputy Referee to assist in making the draw or to serve as the Referee at a secondary site.

Deuce Court. The deuce court refers to the service court that is on a player's side of the net to the right of the center service line as a player faces the net. The court is called the deuce court because points in which the score is "Deuce" are always served to this court.

Disqualification. A disqualification occurs when a player is removed from an event because the player was ineligible for the event.

District Associations. The term refers not only to traditional District Associations but also to other subdivisions of Sectional Associations.

Division. Division refers to one or two events in a tournament in which the eligibility criteria are identical. For example, the Girls' 16 Singles and Girls' 16 Doubles are two events but only one division because their eligibility criteria are identical.

Doubles Sidelines. The doubles sidelines are the two lines that define the width of the court for doubles.

Entry Fee. The entry fee is the fee paid for a player to enter a tournament. Players may also be charged a non-refundable fee that is not part of the entry fee for electronic entries.

Entry Level Tournament. This is the first or lowest level or levels of sanctioned play recognized by a Sectional or District Association. Entry Level Tournaments in the Junior divisions are part of the USTA Junior Circuit and are governed by the USTA Net Generation Pathway Regulations.

Event. In the narrow sense, this term refers to one draw in a tournament. For example, the Girls' 16 Singles and Girls' 16 Doubles are two separate events within the same division—the Girls' 16 division. The main draw, any associated consolation, and place-playoffs are considered one event. Sometimes this term is also used to refer to an entire tournament.

Family Divisions. The Father-Son, Father (60 & Over)-Son, Father (70 & Over)-Son, Father-Daughter, Father (60 & Over)-Daughter, Father (70 & Over)-Daughter, Father (80 & Over)-Daughter, Mother-Son, Mother-Daughter, Mother (60 & Over)-Daughter, Mother (70 & Over)-Daughter, Husband-Wife Mixed, Husband-Wife Mixed (Combined Ages 100 years), Husband-Wife Mixed (Combined Ages 120 years), Husband-Wife Mixed (Combined Ages 140 years), and Grandfather-Grandson divisions comprise the Family divisions.

Feed-In Championship. This term, commonly abbreviated as FIC, refers to a consolation draw in which the losers from multiple rounds in the main draw are fed back into another draw or draws against players who lost in earlier rounds of the tournament. Most FICs have a playoff for 3rd and 4th place. There are several types of Feed-In Championships:

- An FIC that feeds in losers through the Quarterfinal with the winner of the consolation placing 5th.
- An FIC that feeds in losers through the Round of 16 with the winner of the FIC placing 9th and the Quarterfinal losers feed into a separate draw with the winner placing 5th.
- A Modified FIC that feeds in at least the first two rounds into the consolation, but fewer rounds that would classify the draw as one of the other FICs.
- A Curtis Consolation Draw of 64 that feeds the Round of 64 and Round of 32 losers into one draw with the winner placing 13th and also feeds the Round of 16 and Quarterfinal losers into another draw with the winner placing 5th.

First Match Consolation. This is a consolation draw in which the losers in the first round and those second round losers who advanced to that round by virtue of a bye or a default are entered into the consolation draw.

First Round Consolation. This is a consolation draw in which only the losers in the first round are entered into the consolation draw.

Flighting. This is a method of distributing players entered in an event into separate draws so that players of the same level are in the same draw and compete against each other.

Garman System. A staggered start time scheduling method based on statistical analysis of the length of matches. The system reduces player waiting time and maximizes court usage.

Green Ball Tennis. Green Ball Tennis is played on a 78-foot court with a stage 1 (green) ball.

Group Seeding. In some cases the Tournament Committee may group seed players together and assign each of them the same seed (for example, in the group 5-8, each player in the group is assigned the fifth seed and is typically listed alphabetically).

Handshake. By shaking hands the players have acknowledged the match is over. See **Code 2**.

Head-to-Head Ranking System. This is a method of ranking players or teams that is based on wins, losses, and exposure.

Hindrance. A hindrance refers to a situation in which a player is hindered from making a shot by anything that is not within the player's control other than a permanent fixture or a spectator's outcry.

Inclement Weather. Inclement weather may cause a Referee to suspend or postpone matches, lengthen rest between matches, or shorten a tournament to keep it on schedule.

Incomplete Match. An incomplete match refers to a match that was started but not completed. It is anticipated that the match will be completed.

Intersectionals. These are team tournaments in the Adult and Junior divisions in which teams compete against teams from other Sectional Associations. In the Adult divisions, these competitions are known as the USTA National Intersectional Team Events. In the 14 and 16 Divisions, these competitions are known as the USTA Intersectional Team Championships. In the 18 Divisions, these are known as the USTA National Team Championships.

Invitational Tournament. A tournament in which entry is by invitation only.

ITF Rules of Tennis. The ITF Rules of Tennis are the rules for the sport of tennis. They are made by the International Tennis Federation (ITF). The USTA, as a member of the ITF, has agreed that the ITF Rules of Tennis apply to all USTA sanctioned tournaments.

ITF Tournaments on the National Junior Tournament Schedule. The ITF Tournaments on the National Junior Tournament Schedule are tournaments jointly sanctioned by the ITF and USTA that are placed on the National Junior Tournament Schedule. These tournaments are played under ITF tournament regulations.

Junior Divisions. This group of divisions is comprised of the Boys' and Girls' 8-and-under, 10-and-under, 12-and-under, 14-and-under, 16-and-under, and 18-and-under divisions.

Late Entry. A late entry is one that is received after the entry deadline. Late entries will be accepted. In tournaments with limited draw sizes, late entries are accepted into a draw that is not yet full or placed on the alternate list after timely entries in the order received. Late entries received at the same time are ordered by a random drawing.

Layered Consolation. This is a consolation format in which the losers in each round are placed into their own consolation draw. Sometimes losers from two rounds are placed in the same consolation draw.

Let During a Serve (Service Let). A service let occurs when:

- a served ball touches the net, strap, or band and is otherwise good;
- a served ball touches the net, strap, or band and then touches the receiver or the receiver's partner or anything they wear or carry before touching the ground; or
- the ball is served when the receiver is not ready.

The service does not count and the server serves again. A service let does not cancel a previous fault.

Line Umpire. A Line Umpire is an official responsible for calling all shots directed to the lines assigned to the official.

Lucky Loser. A player who has lost in the final round of the qualifying tournament but who is allowed into the main draw when a player in the main draw withdraws. If there are many withdrawals from the main draw, a lucky loser may come from an earlier qualifying round.

Main Draw. The main draw is that part of a draw in which the remaining players have not yet lost a match.

Match Format. The match format refers to the scoring format used by a tournament.

Match Tiebreak. In some tournaments a Match Tiebreak may be played in lieu of the deciding final set.

Medical Timeout. A Medical Timeout consists of evaluation time as determined by the Referee plus a maximum of three minutes to treat a medical condition that is treatable. A player is not entitled to a Medical Timeout if the condition is not treatable.

Mixed Doubles. Mixed doubles is a doubles match in which each team comprises a female player and a male player.

Modified Feed-In Championship. This type of Feed-In Championship feeds the losers from the first two or more rounds of the main draw into a consolation draw.

National Adult and Family Tournament Schedule. This schedule is published yearly by the USTA Adult Competition Committee and the Adult Tennis Department and lists all National Ranking Tournaments other than Sectional Ranking Tournaments.

National Junior Tournament Schedule. This schedule is published yearly by the USTA Junior Competition Committee and lists all National Junior Tournaments sanctioned by the USTA and ITF junior tournaments that take place in the United States.

National Ranking Tournaments. These are the tournaments that are used for national rankings. Lists of these tournaments are found in the applicable USTA Tournament, Ranking, and Sanctioning Regulations.

National Standings List. This is a list of players used for selection and seeding to the extent permitted by the applicable USTA Tournament, Ranking, and Sanctioning Regulations.

National Wheelchair Tournament Schedule. This schedule is published yearly by the USTA Wheelchair Tennis Committee and the Adult Tennis Department and lists all National Ranking Tournaments other than Sectional/Local Ranking Tournaments.

Net Generation PlayTracker. The Net Generation PlayTracker sets the requirement that players age 10 and under must progress through before they are eligible to play in a tournament that counts for Junior ranking.

Net Generation Programs. Net Generation Programs are USTA-sanctioned events for players age 5 to 18 that do not count for ranking and are open to players regardless of residency, domicile, or citizenship.

Net Posts. Two net posts are used to suspend the net that divides the court.

Net Strap. The net strap is a strap that is placed over the net at the center of the net to make sure the net is at its proper height.

No-Ad Point. The point that is played at Deuce in a No-Ad Game to determine who wins the game.

No-Ad Scoring. This is a scoring system that is the same as the traditional system except that when the score reaches 40-40, only one additional point is played to determine the winner of that game. In Mixed Doubles, a male server serves this point to the male receiver, and the female player serves this point to the female receiver. In all other events, the receiver chooses the side from which the server must serve.

No Let Rule. The no let rule, which is authorized by **Appendix V** to the **ITF Rules of Tennis**, requires that a match be played without the service let in **Rule 22a** of the **ITF Rules of Tennis**.

NTRP. NTRP stands for National Tennis Rating Program. The system rates players by ability levels ranging from 1.5 to 7.0.

NTRP Rating (computer rating). A rating generated by the USTA NTRP computer rating system based on three or more matches.

Numeric Scoring. Numeric scoring consists of substituting “zero,” “one,” “two,” and “three” for “Love,” “15,” “30,” and “40.” The principle of winning four points by a margin of two is preserved *except* when No-Ad Scoring is used. Deuce may be announced by “Deuce” or by “3-all,” “4-all,” etc. Advantage may be announced by “Advantage” or “4-3,” “5-4,” etc. When language is a barrier, hand signals are often used with a clenched fist indicating “Deuce.”

Officials. Officials are Roving Umpires, Net Umpires, Line Umpires, Chair Umpires, Deputy Referees, Referees, and the Chief Umpire. Court Monitors are not officials. Tournament directors are considered officials only when serving as Referees under a regulation that specifically authorizes their dual roles or when serving as an umpire under the direction of the Referee.

On-site Alternate. An on-site alternate is a player not accepted in the draw who has checked in at the tournament and has asked to be placed in the draw if a spot becomes available.

Orange Ball Tennis. Orange Ball Tennis is played on a 60-foot court with a stage 2 (orange) ball and a racket that is not longer than 25 inches. When adults play Orange Ball Tennis, they may use any length racket that is authorized by the ITF Rules of Tennis.

Ordered List of Alternates. The ordered list of alternates shows the order in which the alternates are accepted into a tournament when there is a withdrawal. The Tournament Committee orders the timely entrants based on records or on time of receipt depending on the specific regulations that apply to the tournament or the information provided on the tournament website.

Permanent Fixtures. Permanent fixtures include any scoring device that is attached to a net post, the areas of the net outside the singles sticks in a singles match, the doubles posts in a singles match that is using singles sticks, fences, backstops, curtains, seating areas, officials’ chairs, the ceiling, and lights for the court.

Personal Circumstance. A bona fide reason other than illness or injury for not playing is a personal circumstance. Personal circumstance generally describes a situation in which a player has a serious or genuine reason for not playing. A Referee should give a player the benefit of the doubt when deciding whether the reason is bona fide. The inability of a junior to play because an adult who is not the junior’s parent or coach decides to go home is a personal circumstance. On the other hand, wanting to get home to play in another sporting event or for the convenience of the junior or an adult who is the player’s parent or coach is not a personal circumstance.

Place Playoff. A place playoff is a match played to determine a player's final place in the tournament, such as a third place playoff or a fifth place playoff in a Feed-In Championships. The winner of the FIC finishes in 5th place.

Playing Area. The playing area is the area inside the fences or backstops. Any designated seating or standing area is not part of the playing area. When there is a row of courts, the playing area includes the area between courts, but does not include any of the adjacent court or its doubles alley.

Point Penalty System. This is a system of penalties designed to deter unsportsmanlike behavior. The first penalty results in loss of a point; the second penalty results in loss of the game in progress; and the third penalty results in a default.

Points Per Round. Points Per Round are the ranking points that are awarded in a Points Per Round Ranking System.

Points Per Round Ranking System. This is a method of ranking players or teams that is based on earning ranking points for the round reached, and in some cases, for wins over highly ranked players or teams.

Pro Set. A pro set is a scoring system consisting of one set only. The most common pro set is one in which the first player to eight games wins the match. If the score reaches 8-8, a 7-Point or 10-Point Tiebreak is played.

Qualified Medical Person or Trainer. A qualified medical person or trainer is a person who the Referee authorizes to evaluate whether a medical condition is treatable and to treat players for treatable conditions during periods when treatment is authorized. Typically this person will be a physician, certified sports medicine trainer, or a person otherwise qualified by academic accomplishment, experience in sports medicine, or sports training.

Qualifiers. Players included in the main draw as a result of their success in the qualifying tournament.

Qualifying Tournament or Qualifying Draw. A qualifying tournament or qualifying draw is a tournament or draw in which those players who advance far enough earn places in the main draw.

Question of Fact. "Questions of Fact" involve what happened. Examples include whether a ball is in; whether a ball touched a player; whether a ball bounced twice; and whether a server's foot touched the baseline before the serve was struck.

Question of Law. "Questions of Law" involve the application of the rules or regulations to facts that have already been determined. Examples include whether an act was a hindrance, whether a player should have been assessed a code violation for misconduct, and the procedures for correcting errors in serving order, serving and receiving position, and ends.

Ranking. Ranking is a static concept. It is a player's "final" position at the end of a ranking period. It does not change at the end of the specified period.

Ratings. Ratings are a system of categorizing or grouping players by their ability. Ratings are based on match results. NTRP is the official rating system for determining the levels of competition in USTA Leagues. JNTRP is a USTA junior rating system that helps match opponents of similar skill levels. Ratings are permitted for use in seeding and separating players into more than one draw. Any rating system may be used for seeding and separating players into more than one draw *unless* its use has been restricted by the USTA.

Reasonable Time. Reasonable time is a concept that applies to:

- Toilet/change of attire breaks;
- Time needed for a Quad wheelchair player to re-strap the racket;
- Time needed to repair or replace clothing or equipment other than a racket or a wheelchair;
- Time needed to replace a racket with another racket on court;
- Time needed to replace a contact lens with a spare that is on court; and
- Time needed to retrieve balls between points in matches without ball persons.

The Referee generally establishes a reasonable time for toilet/change of attire breaks based on the proximity of the toilets to the court. The time needed to repair or replace clothing or equipment other than a racket or a wheelchair generally may not exceed 15 minutes.

Recovery Rule. The Recovery Rule requires the Referee to offer a player two hours of rest after a singles match that uses a format consisting of the best of 3 tiebreak sets or more if the player's next match is singles. The regulation does not apply to short set matches, matches that play a tiebreak in lieu of a final third set, nor to any indoor match that lasts less than two hours.

Red, Orange, and Green Ball Tennis. Red, Orange, and Green Ball Tennis helps players of all ages learn tennis by utilizing specialized equipment, a smaller court, and modified scoring. Regulations for Red, Orange, and Green Ball Tennis can be found in the USTA Net Generation Tournament Regulations.

Red Ball Tennis. Red Ball Tennis is played on a 36-foot court with a stage 3 (red) ball and a racket that is no longer than 23 inches. Red Ball Tennis is mandatory for tournaments in the 8 Divisions and recommended for other competitions in this Division. When adults play Red Ball Tennis, they may use any length racket that is authorized by the ITF Rules of Tennis.

Referee. The Referee is the official who is generally responsible for making the draw, conducting the tournament, and supervising all aspects of play. The Referee is responsible for assuring that the competition is fair and played under the ITF Rules of Tennis and the USTA regulations.

Rest Between Matches. USTA Regulations require a Referee to offer a player a rest. The minimum amount of rest that is required to be offered is specified in **USTA Regulation III.C.** and **Table 11.**

Rest Period. Rest period refers to the time players may rest or are required to rest in best of three tiebreak set matches after players have split sets. The USTA Regulations require a rest period of 10 minutes after the second set in a best of three tiebreak set match in all divisions except the Adult divisions. In Junior divisions, the USTA Regulations also require a rest period of 3 minutes after the second set when a Match Tiebreak is played in lieu of the third set. The rest period requirements can be found in **USTA Regulation III.C.** and **Table 12.**

Retirement. A retirement occurs when a player is unable to continue playing a match or resume playing a suspended match because of injury, illness, or personal circumstance. It is also treated as a retirement when a junior player does not *finish* a match because of adult discipline. A person who retires from a match remains eligible for other matches, including consolations, place playoffs, and doubles.

Round Robin. A round robin is a format in which a player plays every other player in the draw.

Roving Umpire. A Roving Umpire is an official other than the Referee or a Deputy Referee who exercises jurisdiction over one or more courts.

Scheduling Guidelines. These are USTA Regulations that assist the Referee in determining how frequently matches should be scheduled and how many matches should be scheduled per day. The USTA requires Referees to follow these guidelines in most USTA National Tournaments.

Seed. This term refers to a player who is given a preferential position in the draw by virtue of the player's record. The player is positioned in the draw so that the player usually will not play another seed until at least the third round. This player is more likely to receive a bye than players who are not seeded.

Seeding Groups. Seeding groups refer to 1, 2, 3-4, 5-8, 9-16, 17-32, and 33-64 seeds.

Service Courts. The service courts consist of the area between the net and the service lines. The service courts are bisected by the center service line thereby forming two service courts on each side of the net.

Service Lines. The service lines are the two mid-court lines that run from one singles sideline to the other singles sideline.

Set Break. The set break is the 2-minute break after the end of each set.

Set Tiebreak. The Set Tiebreak is the 7-Point Tiebreak Game that is played to decide a set when the set score reaches 6-all.

Short Sets. This is a scoring system in which the first player to win four games wins the set. If the score reaches 4-4, a 7-Point Tiebreak or a 5-Point Short Set Tiebreak is played. Alternatively, the sanctioning body may authorize a Set Tiebreak or Short Set Tiebreak be played at 3-all.

Short Set Tiebreak. When Short Sets are played, a 5-point Short Set Tiebreak may be played with the first player or team to win 5 points winning the "Game" and "Set." If the score reaches 4-all, a deciding point is played.

Sign-Up Consolation. A Sign-Up Consolation is comprised of those first-match losers who chose to sign up to play in the consolation.

Single Elimination Format. In this tournament format, once you lose you are out and do not get to play any additional matches.

Singles Sidelines. The singles sidelines are the two lines that define the width of the court for singles.

Singles Sticks. Singles sticks are sticks that are 3 feet six inches high that substitute for singles posts in those courts that are equipped with doubles net posts. The centers of the sticks are located 3 feet outside the outer edge of the singles sidelines.

Solo Chair Umpire. A Solo Chair Umpire is a Chair Umpire who handles a match without the assistance of line umpires.

Standard Game. The standard game refers to games in which the traditional scoring of "Love," "15," "30," "40," "Deuce," "Advantage," and "Game" is used. The standard game stands in contrast to the scoring for a tiebreak or No-Ad game.

Suspension Point System. This is a system under which players are assessed points for unsportsmanlike behavior in USTA sanctioned tournaments and ITF tournaments. A player who accumulates too many points is suspended.

Through. A ball that is hit through the net is a through. If singles sticks are not used for a singles match, a through also includes balls hit through the open area between the net and the doubles post.

Tiebreak Game. The tiebreak game is the term used by the ITF for the 7-Point Set Tiebreak that is played to decide a set when the game score reaches 6-all. In Red Ball Tennis, it also refers to one of the scoring formats that may be used.

Tiebreak Set. This is the normal type of set that is played under USTA Regulations. A 7-Point Set Tiebreak is played when the score reaches 6-6.

Timed Match. A timed match is a scoring format whereby players continue playing until the end of a specified period of time has ended.

Toilet/Change of Attire Break. A player is allowed to take a Toilet/Change of Attire Break when an official determines that there is a genuine need. The player is allowed a reasonable period of time. When possible, the break is taken during a set break. If this is not possible, the break is taken at a changeover. Breaks taken at other times are limited to true emergencies.

Tournament. Tournament refers to most forms of competition, including but not limited to, tournaments, championships, team championships, matches, exhibitions, events, intersectionals, international competitions, and zonals. It does not include regular USTA League Tennis Programs and USTA Junior Team Tennis but does include their championships. Most tournaments offer more than one event. Each event has its own eligibility criteria.

Tournament Appeals Committee. This committee is responsible for deciding appeals of the Referee's disqualification or unilateral default of a player.

Tournament Area. The tournament area refers to the entire tennis facility or center where tennis is played. It includes the area outside the fences surrounding the courts, any clubhouse or similar building, and the parking lot.

Tournament Chair. The Tournament Chair is the chair of the Tournament Committee and the official representative of the Tournament Committee to the USTA, Sectional Associations, and District Associations.

Tournament Committee. The Tournament Committee is the committee that is responsible for putting on the tournament on behalf of the organization that holds the tournament sanction. At a minimum, the committee includes the Tournament Director, Tournament Chair, and Referee.

Tournament Director. The Tournament Director is the chief executive officer for the Tournament Committee and is directly responsible for all administrative details. Often the Tournament Director and the Tournament Chair are the same person.

USTA Adult and Family Tournament, Ranking, and Sanctioning Regulations. USTA Adult and Family Tournament, Ranking, and Sanctioning Regulations are the regulations that govern Adult and Family tournaments that count for Adult or Family ranking.

USTA International Tournaments. USTA International Tournaments are USTA sanctioned tournaments played under ITF tournament regulations, but not sanctioned by the ITF.

USTA Junior Team Tennis. This is a team competition for youth who are 18 years of age and under. USTA membership is required. Players advance from local to district, sectional, and national competition.

USTA Junior National Tournaments. This is a group of national tournaments for junior players that are sanctioned by the USTA Junior Competition Committee, including the USTA Junior National Championships.

USTA Junior Tournament, Ranking, and Sanctioning Regulations. USTA Junior Tournament, Ranking, and Sanctioning Regulations are the regulations that govern Junior tournaments that count for Junior ranking. They are published on usta.com.

USTA League. This is a program for men and women in which teams comprised of players with the same NTRP rating are established. USTA membership is required. Players must reach 18 years of age during the calendar year of the competition. Teams advance from local to district, sectional, and national competition.

USTA Level 1 Adult and Family National Championships. These are the highest-level sanctioned tournaments in the Adult and Family Divisions.

USTA Level 1 Wheelchair National Championships. These tournaments are the Wheelchair USTA National Championships.

USTA Net Generation Pathway Regulations. USTA Net Generation Pathway Regulations are the regulations that govern USTA Net Generation Programs.

USTA Wheelchair Tournament, Ranking, and Sanctioning Regulations. USTA Wheelchair Tournament, Ranking, and Sanctioning Regulations are the regulations that govern Adult and Family tournaments that count for Wheelchair ranking.

Voluntary Sign Consolation. This is a consolation comprised of all losers from the first two rounds who choose to play in the draw.

Walkover. A walkover occurs when there has been an administrative error or when a player decides not to play a match in an event because of injury, illness, or personal circumstance.

Waterfall. This is a method of distributing players into separate draws so that each draw is of similar overall strength. For example, assume there are four draws (A-D) and that the 16 players entered can be ordered based on standing, rating, or ranking. The distribution would be:

A-1	B-2	C-3	D-4
A-8	B-7	C-6	D-5
A-9	B-10	C-11	D-12
A-16	B-15	C-14	D-13

Wheelchair Divisions. This group of divisions is comprised of those divisions limited to wheelchair tennis players.

Wheelchair Repair Timeout. A wheelchair repair timeout is a cumulative timeout of up to 20 minutes that is permitted for wheelchair repairs during a match.

Withdrawal. A withdrawal occurs when a player decides not to play all matches in the event because of injury, illness, or personal circumstance. A withdrawal also may occur because of tournament administrative error.

Zonals. These are team competitions held in the 12, 14, and 16 Divisions that are held in different regions or zones. Teams represent their Sectional Associations.

PART 7—INDEX

INDEX TO THE RULES OF TENNIS, *THE CODE*, AND USTA REGULATIONS

Abbreviations: C-Code; FAC Com-FAC Comments; G-Glossary; R-ITF Rules of Tennis;
Reg-USTA Regulation; and USCom-USTA Comments

(Entries in bold are also in the Glossary.)

SUBJECT	REFERENCE
10 and under tennis competition.....	R 1 [p. 4]; Appendix VII [p. 28] Reg. VI.C. [p. 120]
Abandoned Match	Table 10 A. [p. 91]; Table 10 D. [p. 93]
Accidental Injury	See Medical Condition
Ace, apparent or near.....	C 27 [p. 40]
Adjustment, clothing, shoes, or equipment.....	R 29b. [p. 15]; USCom. 30.2 [p. 16] C 45 [p. 43]; Table 13 A. [p. 97]; Reg. IV.C.5. [p. 104] Reg. IV.C.10.b. [p. 104]
Advantage.....	R 5a. [p. 6]
Advantage Court	Fig. 1 [p. 29]
Advantage Scoring	R 5a. [p. 6]
Advantage Set	R 6 [p. 7]; R 27f-h. [p. 14] Appendix VI, Electronic Review Procedures [p. 28]
Advertising	R 1 [pp. 3-4]; Appendix IV [p. 23]
Adult Discipline	Table 10 A., C., & D. [pp. 91-93]; Table 17 [p. 114]
Adult Divisions	Reg. I.G.3.b.i-iii. [p. 54]; FACom. I.G-2 [p. 55] Table 9 [p. 87]; Reg. XV.C.1. [p. 136]
Adult National Championships	See USTA National Championships (Adults)
Adult Rankings.....	Reg. X.B. [p. 129]
Adult and Family National Tournaments and Rankings.....	Reg. X. [pp. 129-130]
Age Divisions	
Adult	Reg. I.G.3.b-c. [pp. 54-55]
Family	Reg. I.G.3.c.ii. & vi. [p. 55]
Junior	Reg. I.G.3.a. [p. 52]; Table 4 [pp. 53-54]
Junior Wheelchair	Reg. I.G.3.d.iii. [p. 56]
Aliens	Reg. VIII.D.2. [p. 126]; FACom. VIII.D-1 [p. 126] Reg. IX.C.3. [p. 127]; Reg. XVII.A.5. [p. 138]
Alley	Fig. 1 [p. 29]
Alternate	Reg. I.H.3. [p. 58]; Reg. I.H.4.a. [p. 58]; Reg. II.C.1.a.iv. [p. 78] Reg. III.B.6.b. [p. 90]; Table 10 C., Notes [p. 92] FACom. IV.C-2 [p. 106]; Reg. IV.D.21.b. [p. 111]
Alternate List	Reg. I.H.3. [p. 58]; Reg. I.H.4.a. [pp. 58-59]
Amateur	Reg. I.G.2. [p. 52]; Reg. XVIII. [p. 143]
Amateur circuit	See Tournament Regulations
Amateur Tournaments	Reg. I.G.2. [p. 52]
Amendments to ITF Rules	R [p. 19]
Amendments to USTA Regulations.....	Reg. XIX. [pp. 146-147]
Apparent Temperature	See USTA Emergency Care Guidelines [p. 154]
Appeal of Default	Reg. I.D. [p. 47]; Reg. III.B.7. [p. 90]; Reg. IV.D.7. [p. 107] Reg. IV.D.21.b. [p. 111]; Reg. IV.E.3-5. [pp. 112-113]
Appeal of question of law	Appendix VI [pp. 25-28] & Cases 1 & 2 [p. 26] Reg. III.B.12. [p. 90]
Appeal of penalty for Code Violation...Appendix VI [pp. 25-28]; Reg. IV.D.8. [p. 108]	
Appeal of suspension	Reg. IV.F.10. [p. 116]

Appeals CommitteeSee Tournament Appeals Committee

ATPReg. I.A.3. [p. 44]; FACom. I.A-1. [p. 44]; Reg. XI.A. [p. 131]

Part 5 I.B.2-3. [pp. 155-156]

Back DrawG [p. 160]

Ball

Abuse.....Reg. IV.C.18.d. [p. 106]; Table 14 [p. 109]

Approved brands.....R 3 [p. 5]; Appendix I [pp. 20-21]

Reg. I.F.2. [p. 51]; FACom. I.F-1 [p. 51]

Bouncing before servingC 40 [pp. 42-43]

Broken.....R 3 [p. 5] & Case 1 [p. 5]; Reg. III.I.2. [p. 101]

Caught before bounces.....R 24f. [p. 11] & Case 8 [p. 12]; C 43 [p. 43]

Caught on serve that hits net.....R 22a. [p. 11]

Changing conditionUSCom. 3.1 [p. 5]

Good if cannot be called out.....C 6 & 8 [p. 38]

Hitting around net post.....R 25c. [p. 12]

Hitting ball on court.....R 25f. [p. 13] & Case 2 [p. 13]

Hitting before crosses net.....R 24h. [p. 11]; C 19 [pp. 39-40]

Hitting below top of net.....R 25c. [p. 12]

Hitting bird.....R 26, Case 3 [p. 13]

Hitting into ground.....R 24c. [p. 11]; C 20 [p. 40]

Hitting line.....R 12 [p. 8]; C 7 [p. 38]

Hitting net between singles stick and net postUSCom. 13.1 [p. 8]

Hitting net post.....R 19c. [p. 10]; R 25a. [p. 12]; R 25c. [p. 12]

Hitting permanent fixture.....R 13 [p. 8]; USCom. 13.1 [p. 8]

Hitting player or anything player wears or carriesR 24i. [p. 11]

R 24, Case 8 [p. 12]; C 19 [pp. 39-40]

Hitting receiver on serveR 22a. [p. 11]; R 24i. [p. 11] & Case 8 [p. 12]

Hitting server's partner on serveR 19d. [p. 10]

Hitting scoring deviceR 13 [p. 8]; USCom. 13.1 [p. 8]

Hitting singles stick.....R 19c. [p. 10]; R 25 & Case 1 [pp. 12-13]

Hitting stationary or moving object.....R 26, Cases 3 & 4 [p. 13]

Hitting through netC 20 [p. 40]

Hitting umpires or umpire standR 2 [pp. 4-5]; R 13 [p. 8]

Mark inspection, clay courtAppendix VI [pp. 26-27]

NewR 3b. [p. 5]; C 44 [p. 43]; Reg. I.F.4. [p. 52]

Number for play.....R 3a. [p. 5]; Reg. I.F.4. [p. 52]; Reg. III.A.3. [p. 89]

Playing wrong ball.....R 25, Case 2 [p. 13]

Red, Orange & Green BallsAppendix VII [p. 28]; Reg. VI. [p. 120]

Replacement.....Reg. III.I.3. [p. 101]

Retrieving from another courtC 42 [p. 43]

Rolling on courtR 23, Case 1 [p. 11]; C 18 [p. 39]; C 30 [p. 41]

SoftR3, Case 1 [p. 5]

Specifications.....R 3 [p. 5]; Appendix I [pp. 20-22]; Table 1 [p. 20]

Stray, requesting.....C 42 [p. 43]

ThirdC 22 [p. 40]

Type.....Appendix I [pp. 20-22]; Reg. I.F.1. [p. 51]; Reg. I.H.2. [p. 57]

Unfit.....R 3, Case 1 [p. 5]; Reg. III.I.2-4. [pp. 101-102]

Volleying ball while outside court.....R 24, Case 8 [p. 12]

Volleying before crosses net.....R 24h. [p. 11]; C 19 [pp. 39-40]

Warm-ups withReg. I.F.5. [p. 52]; Reg. III.I.4. [p. 102]

Ball Change

Correcting error.....R 27c [pp. 13-14]; R 27i. [p. 14]; Reg. III.I.1. [p. 101]

Pattern.....R 3b. [p. 5]; Reg. I.F.3. [p. 52]; Reg. I.H.2. [p. 57]

Re-warm-up.....USCom. 29.4 [p. 16]; Reg. III.I.4. [p.102]

TiebreakR 3b.i. [p. 5]; Reg. I.E.1.f. [p. 51]

Ball Marks	Appendix VI, Ball Mark Inspection Procedures [p. 27] C 21 [p. 40]; Reg. IV.C.9. [p. 104]
Ball Toss	R 16 [p. 9]
Catching	R 19, Case 1 [p. 10]
One-armed server.....	R 16 [p. 9]
Swinging, missing	R 16 [p. 9]; R 19b. [p. 10]
Banners	See Advertising
Baselines	R 1 [pp. 3-4]; Fig. 1 [p. 29]; Fig. 2 [p. 30]
Bathroom break	See Toilet/Change of Attire Break
Beach Tennis.....	Appendix X [p. 31]
Betting	Table 3 [pp. 48-49]; Reg. IV.C.19. [p. 106]; Reg. IV.E.6. [p. 113] Table 17 [p. 114]; Reg. VII.B. [p. 124]
Bleeding Timeout	USCom. 30.2 [p. 16]; C 41 [p. 43]; Table 3 [pp. 48-49] Table 13 [pp. 97-98]; Reg. III.E.2. [p. 99]; Reg. III.E.6-7. [p. 100] Reg. IV.C.10.a. [p. 104]
Blended Lines	USCom 1.4 [p.4]; Appendix IX [pp. 30-31] FACom. VI.A-1 [p. 120]
Block Seeding	See Seeding
Bonus Points	See Ranking
Broken Racket	R 29b. [p. 15]; C 45 [p. 43]; Reg. IV.C.5. [p. 104]
Broken String	R 4, Case 4 [p. 6]; R 29b. [p. 15]; C 45 [p. 43]
Broken Wheelchair	USCom. 29.3 [p. 15]; Table 3 [pp. 48-49] Reg. II.C.3.a.iv. [p. 82]; Reg. III.G.1. [p. 100]; Reg. IV.C.5. [p. 104] Table 15 B. [p. 110]
Byes	Reg. II.B.4.c-e. [pp. 63-68]; FACom. II.B-2 [p. 68] Reg. II.B.5.b.viii. [p. 70]; Reg. II.B.8.d. [pp. 75-76]; FACom. II.C-6 [p. 84] Reg. XII.A.2. [p. 132]; Reg. XII.B.1.c. [p. 132]; Reg. XII.B.2.b. [p. 132]
Calls	
Audible.....	C 15 [p. 39]
Benefit of doubt to opponent	C Preface [p. 37]; C 6 & 8 [p. 38]
Corrections	Appendix VI [pp. 25-28] & Cases 1-7 [p. 26]; C 12 [p. 39]
Disagreement between partners.....	C 14 [p. 39]
Electronic Review Procedures	Appendix VI [pp. 27-28]
Looking across line	C 9 [p. 39]
On player's side.....	C 5 [p. 38]
Overrules	Appendix VI [pp. 25-28]
Partner makes call	C 9 [p. 39]
Prompt.....	Appendix VI [pp. 25-28] & Cases 3 & 6 [p. 26]; C 17 [p. 39]
Requesting help	C 11 [p. 39]; C 41 [p. 43]
Responsibility	C 5 [p. 38]; C 13 [p. 39]; C 19 [pp. 39-40]
Spectators.....	C 16 [p. 39]
Service calls in doubles	C 25 [p. 40]
Treat all points the same	C 10 [p. 39]
Two chance option	C 17 [p. 39]
Un sighted calls	Appendix VI [pp. 25-28]
Visible.....	C 15 [p. 39]
Carry	R 24f. [p. 11]; C 19 [pp. 39-40]
Catching Ball	R 24f. [p. 11] & Case 8 [p. 12]; C 43 [p. 43]
Catching Ball on Racket	R 19, Case 1 [p. 10]; R 24f. [p. 11]
Catching Ball Toss.....	R 19 & Case 1 [p. 10]
Cellular Phones.....	C 36 [p. 42]; USCom. 30.1 [p. 16] FACom. III.D-2 [p. 94]; Part 4, Emergency Phone Numbers [p. 150]
Center Marks	R 1 [pp. 3-4]; Fig. 1 [p. 29]
Center Service Line	R 1 [pp. 3-4]; Fig. 1 [p. 29]; Fig. 2 [p. 30]

Certification of Officials	Reg. I.C.4.c-d. [p. 47]; Reg. VII.C-D. [p. 124] Part 5 I.B.4.a-b. [p. 156]; Part 5 I.C.1-3. [pp. 156-157]
Chair Umpire	Appendix VI [pp. 25-27]; Reg. IV.D.6.b. [p. 107] Reg. VII.C.3. [p. 124]
Applying for positions	Part 5 I.B.4.a-b. [p. 156]
Certification.....	Reg. VII.C.3. [p. 124]; Part 5 I.C. [pp. 156-157]
Code violations	Reg. IV.D.6.b.-c. [p. 107]; FAcOm. IV.D-1 [p. 107]
Continuous play	R 29 [p. 15]; Appendix VI [pp. 25-28]
Default of player.....	Reg. IV.E.1. [p. 112]
Factual decisions	Appendix VI [pp. 25-28]
Law, questions of.....	Appendix VI [pp. 25-28]
Overrule	Appendix VI [pp. 25-28] & Cases 3-5 [p. 26]
Permanent fixtures	R 2 [pp. 4-5]
Report penalties	Reg. IV.D.17. [p. 108]
Request for medical timeout	Reg. III.E.5. [p. 99]
Right to order ball change	Reg. I.F.3. [p. 52]; Reg. III.B.10. [p. 90]
Selection/Assignment	Part 5.1 [pp. 155-157]
Suspension of match.....	Appendix VI [pp. 25-28]; Reg. III.D. [p. 94]
Training.....	Part 5 I.C. [pp. 156-157]
Unsighted calls	Appendix VI [pp. 25-28]
Change of Attire Break.....	See Toilet/Change of Attire Break
Changing Ends	USCom. 5.3 [p. 7]; R 10 [p. 8]; R 27b. [p. 13]; R 29a. [p. 15] R 30 [p. 16]; Appendix V [pp. 24-25]; Reg. I.E.1.c. [p. 50]
Changeover	R 29a. [p. 15]; USCom. 29.2 [p. 15]; C 40 [pp. 42-43] FAcOm. III.F-1 [p. 100]; Reg. III.G. [p. 100]; Reg. IV.C.5. [p. 104]
Changing Shape of Racket	R 24k. [p. 11]; Appendix II.d. [pp. 22-23]
Checking In.....	Table 3 D. [pp. 48-49]; Table 7 D. [p. 84]; Reg. IV.A. [p. 103] Table 16 [pp. 110-111]
Chief Umpire	Reg. III.B.11. [p. 90]; Reg. VII.C.3. [p. 124] Part 5 I.B.2-3. [pp. 155-156]
Certification	Reg. VII.C.3. [p. 124]
Circuit	G [p. 160]
Choice of Ends, Service	R 9 [p. 8]
Clear Mistakes	See Mistakes
Closed tournament	Reg. I.A.2. [p. 44]; FAcOm. I.H-4 [p. 59] Reg. XVII.A.2. [p. 138]; Reg. XVII.A.14 [pp. 139-140]
Clothing	
Adjustment.....	R 29b. [p. 15]; Reg. IV.C.10.b. [p. 104]
Ball hitting.....	R 24i. [p. 11]
Change of Attire	See Toilet/Change of Attire Break
Dress Code.....	Reg. I.H.2. [p. 57]
Malfunction	C 45 [p. 43]; Table 13 A. [p. 97]; Reg. IV.C.5. [p. 104]
Coaching	R 30 [p. 16]; USCom. 30.1-2 [p. 16] Appendix VI [pp. 25-28]; Reg. IV.C.10. [pp. 104-105]
Before Match Tiebreak in juniors	FAcOm. III.D-2 [p. 94] Table 12 [p. 96]
During Bleeding Timeout.....	USCom. 30.2 [p. 16]; Reg. III.E.7. [p. 100] Reg IV.C.10.a. [p. 104]
During Medical Timeout	USCom. 30.2 [p. 16]; Reg. III.E.7. [p. 100] Reg IV.C.10.a. [p. 104]
During rest periods	R 30 [p. 16]; USCom. 30.2 [p. 16] FAcOm. III.D-1 [p. 94]; Table 12 [p. 96]
During set break	USCom. 30.2 [p. 16]; Table 12 [p. 96]
During suspensions of play	R 30, Case 2 [p. 16]; USCom. 30.2 [p. 16] Reg. III.E.7. [p. 100]; Reg. IV.C.10. [pp. 104-105]

During Toilet/Change of Attire Break.....	USCom. 30.2 [p. 16] FACom. III.D-1 [p. 94]; Reg. III.F. [p. 100]; Reg. IV.C.10.c. [p. 104]
During Wheelchair repair	USCom. 30.2 [p. 16]; Reg. III.G. [p. 100]
Electronic devices	USCom. 30.1 [p. 16]; FACom. III.D-2 [p. 94]
Team matches	R 30 [p. 16]
Written notes	USCom. 30.1 [p. 16]
Code, The	C [pp. 37-43]; Reg. IV.B. [p. 103]; Reg. VII.F. [p. 125] Reg. XIX.I. [p. 147]

Code Violations

Appeals.....	Reg. IV.D.8. [p. 108]
Ball abuse	Reg. IV.C.18.d. [p. 106]; Table 14 [p. 109]
Coaching	Table 14 [p. 109]
Defaults for.....	Reg. IV.D.7. [p. 107]; Table 14 [p. 109]; Table 16 [pp. 110-111] Reg. IV.D.21. [pp. 111-112]
Delay	C 45 [p. 43]; Table 12 [p. 96]; Reg. IV.C.5. [p. 104] Reg. IV.D.11. [p. 108]; Table 14 [p. 109]; Table 15 [p. 110]
Described	Reg. IV.D. [p. 107-112]; Table 14 [p. 109]
Doubles	Reg. III.B.6.a. [p. 90]; Reg. IV.D.9. [p. 108]
Flagrant violations.....	Reg. IV.D.7. [p. 107]; Table 14 [p. 109]
Instructions of official, failure to follow.....	Table 14 [p. 109]
Lateness	Reg. IV.A.2. [p. 103]; Reg. IV.D.10. [p. 108]; Reg. IV.D.20. [p. 111]
Medical condition, delay after.....	Table 13 [pp. 97-98] Reg. IV.D.12. [p. 108]; Table 14 [p. 109]
Misconduct.....	Reg. IV.D.3. [p. 107]; Table 14 [p. 109]
Obscenity	Reg. IV.C.18.b. [p. 106]; Table 14 [p. 109]
Official abuse	Table 14 [p. 109]
Player abuse	Table 14 [p. 109]
Profanity	Reg. IV.C.18.b. [p. 106]; Table 14 [p. 109]
Physical abuse	Reg. IV.C.18.e. [p. 106]
Racket abuse.....	Reg. IV.C.18.c. [p. 106]; Table 14 [p. 109]
Reporting.....	Reg. IV.D.17. [p. 108]
Retaliatory Calls	Table 14 [p. 109]
Suspension Points	Table 17 [p. 114]
Time violations	Reg. IV.D.4. [p. 107]; Table 15 [p. 110]
Collegiate Tournaments.....	Reg. XII. [pp. 132-133]
Coman Tiebreak Procedure	USCom. 5.3 [p. 7]; USCom. 10.1 [p. 8] Appendix V [pp. 24-25]; Reg. I.E.1.c. [p. 50]
Combined Ranking	FACom. II.D-3 [p. 85]
Compass Draw	See Draws, Compass
Completion of Tournament	
Code violations, reporting	Reg. V.A.3. [p. 118]
Draw sheets, submitting	Reg. V.A.1. [p. 118]
Reports on withheld prize money.....	Reg. V.A.2. [p. 118]
Condition, loss of physical	See Medical Condition
Conduct of Players	Reg. IV.C. [pp. 103-107]
Anti-Doping	Reg. IV.C.2. [pp. 103-104]; FACom. IV.C-1 [p. 104]
Coaching	Reg. IV.C.10. [pp. 104-105]
Gambling	Reg. IV.C.19. [p. 106]; Reg. IV.E.6. [p. 113]; Table 17 [p. 114]
Inspection of ball marks	Reg. IV.C.9. [p. 104]
Leaving playing area.....	C 41 [p. 43]; FACom. III.E-2 [p. 99] Reg. III.E.6. [p. 100]; Reg. IV.C.5. [p. 104] Table 14 [p. 109]; Reg. IV.E.5. [p. 112]
Removal of official	Reg. IV.C.8. [p. 104]
Shoes.....	Reg. IV.C.3. [p. 104]

Unsportsmanlike conduct.....	Appendix VI, Ball Mark Inspection Procedures [p. 27]; Reg. IV.C.11. [p. 105]; Reg. IV.C.18. [p. 106] Reg. IV.D.2.a. [p. 107]; Reg. IV.D.6.b. [p. 107]; Reg. IV.D.7. [p. 107] Table 14 [p. 109]; Table 17 [p. 114]
Warm-up.....	C 3-4 [p. 38]; Reg. IV.C.4. [p. 104]
Withdrawing from tournament	C 39 [p. 42]; Reg. I.H.8. [p. 59] Table 10 [pp. 91-92]; Reg. IV.C.13. [p. 105] Reg. IV.C.16. [pp. 105-106]
Withholding prize money	Reg. IV.C.1. [p. 103]; Reg. V.A.2. [p. 118]
Consolation Draw	FACom. II.B-2 [p. 68]; Reg. II.B.4.d.v. [p. 68] Reg. II.B.5. [p. 69]; FACom. II.B-4 [p. 72]
Continuous Play.....	R 29 [p. 15]; USCom. 29.1 [p. 15] Appendix VI [p. 26]; C 40 [pp. 42-43]; Reg. IV.D.2.b. [p. 107]
Conversation Between Partners	C 34 [pp. 41-42]
Correction of Calls	
By official.....	Appendix VI [p. 25]
From out to good.....	C 12 [p. 39]
By players.....	C 12-14 [p. 39]
Court	R 1 [p. 3]; Fig. 1 [p. 29]
Court Layout	
78-Foot Court	R 1 [p. 3]; USCom. 1.4 [p. 4]; Fig. 1 [p. 29]; Fig. 2 [p. 30] FACom. VI.A-1 [p. 120]; Reg. VI.B.3. [p. 120]
36-Foot Court.....	USCom. 1.5 [p. 4]; Appendix VII [p. 28]; Reg. VI.B.1. [p. 120] Fig. 7 [p. 121]
60-Foot Court.....	USCom. 1.5 [p. 4]; Appendix VII [p. 28]; Reg. VI.B.2. [p. 120] Fig. 8 [p. 122]
Court Monitor	Reg. IV.D.6.a. [p. 107]; FACom. IV.D-1 [p. 107] Reg. VII.F. [p. 125]
Court Pace.....	Appendix I, Classification of Court Pace [pp. 21-22]
Courtesy, court etiquette.....	C 1 [p. 38]
Cramps.....	Table 13 C. [p. 98]; Reg. III.E.3. [p. 99]; Reg. III.E.4.b. [p. 99] Table 14 [p. 109]; Part 4, Heat Illness [p. 151] Part 4, Heat Index Table [p. 154]; See also Medical Condition
Curtis Consolation	FACom. II.B-2 [p. 68]; FACom. II.B-3 [p. 72]
Damping device	See Vibration Damping Device
Default	FACom. II.B-10 [p. 74]; Reg. III.B.5. [p. 90]; Table 10 [p. 91] Table 17 [p. 114]
Adult Discipline	Table 10 [p. 91]; Table 17 [p. 114]
Appeal to Referee.....	Reg. IV.D.7. [p. 107]; Reg. IV.D.8. [p. 108] Reg. IV.E.4. [p. 112]
Appeal to Tournament Appeals Committee.....	Reg. I.D. [p. 47] Reg. IV.D.7. [p. 107]; Reg. IV.D.21.b. [p. 111] Reg. IV.E.3. [p. 112]
Betting (or gambling).....	Reg. IV.E.6. [p. 113]
Consolation play.....	Reg. III.B.6.b. [p. 90]; Reg. XII.B.2-3. [p. 132]
Deliberate injury	C 38 [p. 42]
Definition	Table 10 [p. 91]
Effect on ranking	Reg. XII.B.1.d. [p. 132]; Reg. XII.B.2.c. [p. 132]
Ineligible player	See Disqualification
Lateness	Table 16 [pp. 110-111]; Reg. IV.D.20-21. [pp. 111-112]
Officials authorized to default.....	Reg. III.B.5. [p. 90]; Reg. IV.D.6. [p. 107] Reg. IV.D.21.a. [p. 111]; Reg. IV.E.1. [p. 112]
Reversal of default for lateness.....	Reg. IV.D.21.a-b. [p. 111]
Suspension Points	Table 17 [p. 114]

Wheelchair repair delay	USCom. 29.3 [p. 15]; Reg. III.G.1. [p. 100] Table 15 B. [p. 110]
Delays Between Serves	R 23, Case 1 [p. 11]; C 30 [p. 41]
Deputy Referee	Reg. I.C.4. [p. 47]; FAcCom. I.C-2 [p. 47] FAcCom. I.G-4 [p. 57]; Reg. II.B.2. [p. 62]; FAcCom. II.B-1 [p. 62] Reg. III.B.13. [pp. 90, 94]
Deuce	R 5a. [p. 6]; Appendix V [p. 24]
Deuce Court	USCom. 15.1 [p. 9]
Director of Junior Competition	Reg. IX.C.3. [p. 127]
Director, tournament	Reg. I.B. [p. 45]; Reg. I.C.3. [p. 45] FAcCom. I.H-1 [p. 58]; Reg. XVII.A.4. [p. 138]; Part 4 Introduction [p. 150]
Discrimination	Reg. I.H.5. [p. 59]; Reg. XVII.A.5. [p. 138]; Part 5 I.B.1. [p. 155] Part 5 I.C.1. [p. 156]; Part 5 II. [pp. 157-158]
Disputes, scoring	C 32 [p. 41]
Disqualification	Reg. III.B.3. [p. 89]; Table 10 [p. 91]; Reg. IV.E.2. [p. 112] Table 17 [p. 114]
Distracting Server	C 35 [p. 42]
District Associations	FAcCom. I.A-2 [p. 45]; FAcCom. I.A-3 [p. 45]
Diversity	FAcCom I.H.3 [p. 59]; Reg. XVII.A.5. [p. 138]; Part 5 [p. 155]
Division	Reg. I.G.3. [pp. 52, 54-57]; Table 4 [pp. 53-54]
Dizziness	See Medical Condition
Double Bounce	R 24b. [p. 11]; C 19 [pp. 39-40]
Double Fault	R 24a. [p. 11]
Double Hit	R 24f. [p. 11]; R 26, Case 1 [p. 13]; C 19 [pp. 39-40]
Doubles	
Ball struck alternately by teams	R 15 [p. 9]
Clashing rackets	USCom. 24.1 [p. 12]
Court	R 1 [p. 3]
Making calls	C 9 [p. 39]
Playing without partner	R 15, Case 1 [p. 9]
Position of receiver's partner	USCom. 15.1 [p. 9]; R 26, Case 5 [p. 13]
Position of server	R 17 [pp. 9-10]; R 18 [p. 10]
Receiving order	R 15 [p. 9]; USCom. 15.2 [p. 9]
Receiving out of order	R 27e. [p. 14]
Service fault	R 19d. [p. 10]
Service order	R 14 [p. 9]; USCom. 14.1 [p. 9]
Service out of turn	R 27c-d. [pp. 13-14]
Tiebreak	R 5b. [p. 6]
Doubt, benefit of	C Preface [p. 37] & C 6, C 8 [pp. 38-39]
Draw	
Adjoining Matches	Reg. II.C.1.b.iv.(B) & (C) [p. 80]
Balancing the seeds	Reg. II.B.4.a. [p. 62]
Byes	Reg. II.B.4.c-e. [pp. 63-68]
Changes in Draw	Reg. II.C. [p. 76]
Collegiate, scholastic	Reg. II.B.9. [p. 76]; Reg. XII.A. [p. 132]
Compass	Reg. II.A. [p. 60]; Reg. II.B.3. [p. 62]; Reg. II.B.8. [p. 75] Fig. 5 [p. 77]
Computer (administrative platform)	Reg. II.B.1. [p. 62]; FAcCom. II.B-3 [p. 69] FAcCom. II.B-4 [p. 72]
Consolation	Reg. II.B.4.d.v. [p. 68]; Reg. II.B.5. [p. 69] Reg. II.C.1.b.iii. [p. 79]
Entry Level Tournaments	Reg. I.G.1. [p. 52]; FAcCom. I.H-2 [p. 59]
Feed-In Championship (FIC)	Reg. II.B.3. [p. 62]; FAcCom. II.B-2 [p. 68] Reg. II.B.5.b. [p. 70]; Fig. 4 [p. 71]

- First Match Consolation**.....Reg. II.B.3. [p. 62]; FAcOm. II.B-2 [p. 68]
Reg. II.B.5.a. [p. 69]; Reg. II.B.7. [pp. 74-75]
- First Round Consolation**G [p. 162]
- Flighting players**.....Reg. II.B.7.a.iv. [p. 75]; FAcOm. II.B-11 [p. 75]
- Group seeding**Reg. II.A.3. [p. 60]; Reg. II.A.8. [p. 61]
- Late entries**Reg. I.H.3.b. [p. 58]; Reg. II.C.3.a.v. [p. 82]
- Layered Consolation**G [p. 163]
- Main Draw**.....Reg. II.B.4. [p. 62]; Fig. 4 [p. 71]
- Making**.....Reg. II.B. [p. 62]; Reg. XII.A. [p. 132]
- Omitted players**.....Reg. II.C.2. [pp. 80, 82]; Fig. 6 [p. 81]
- Public**.....Reg. II.B.1. [p. 62]
- Referee makes**.....Reg. II.B.2. [p. 62]; FAcOm. II.B-1 [p. 62]
- Round Robin**.....Reg. II.B.3. [p. 62]; Reg. II.B.6. [pp. 73-74]
- Seeds**.....Reg. II.A. [p. 60]; Reg. II.B.4.a-b. [pp. 62-63]; Table 6 [p. 64]
- Separating events**Reg. II.B.7. [pp. 74-75]
- Separating players**Reg. II.B.4.g. [p. 69]; FAcOm. II.B-3 [p. 69]
Reg. II.B.7.a. [p. 75]; Reg. XII.A.1. [p. 132]
- Single elimination format**Reg. II.B.3. [p. 62]; Reg. II.B.7. [pp. 74-75]
- Substitutions**FAcOm. II.C-1-3 [pp. 78-79]; Reg. II.C.3. [p. 82]
- Terminology**Table 10 [pp. 91-93]
- Waterfall players**.....Reg. II.B.7.a. [p. 75]; FAcOm. II.B-11 [p. 75]
- Withdrawal of players**.....Reg. II.C.1. [pp. 76, 78-80]
- Voluntary Sign-up Consolation**.....Reg. II.B.3. [p. 62]; Reg. II.B.5. [p. 69]
Reg. II.B.5.c. [pp. 70, 72-73]
- Draw Sheet Terminology**.....Table 10 [pp. 91-93]
- Dress Code**Reg. I.H.2. [p. 57]
- Drug Education and Testing Program**.....Reg. IV.C.2. [pp. 103-104]
FAcOm. IV.C-1 [p. 104]
- Electronic devices**.....USCom. 30.1 [p. 16]; FAcOm. III.D-2 [p. 94]
- Electronic Review Procedure**.....Appendix VI [p. 27]
- Eligibility**.....Reg. I.G. [p. 52]; Reg. IV.E.2. [p. 112]
- Adult**.....Reg. I.G.3.b. [pp. 54-55]; FAcOm. I.G-2 [p. 55]
- Coed**.....Reg. I.G.3.f. [p. 57]
- Family**Reg. I.G.3.c. [p. 55]
- ITF Team eligibility**Reg. IX.F. [p. 128]; FAcOm. IX.F-1 [p. 128]
Reg. X.F. [p. 129]; FAcOm. X.F-1 [pp. 129-130]
- Loss of eligibility**.....Reg. IX.C.2. [p. 127]; Reg. XVIII.B. [p. 143]
- Mixed doubles tournaments**.....Reg. I.G.3.e. [p. 57]
- Ranking**.....Reg. VIII.D. [p. 126]; Reg. X.C. [p. 129]; Reg. XI.C. [p. 131]
Reg. XII.C. [p. 132]; Reg. XIII.C. [p. 134]
- Reinstatement of eligibility**Reg. IX.C.3. [p. 127]
- USTA Junior National Tournaments**Table 4 [p. 53]; Reg. I.G.3.a. [p. 52]
Reg. IX.C.1. [p. 127]
- USTA Junior Team Tennis**.....Reg. XVI. [p. 137]
- USTA League**.....Reg. XV.C. [p. 136]
- Wheelchair**Reg. I.G.3.d. [pp. 55-56]; Table 5 [p. 56]; FAcOm. I.G-3 [p. 57]
- Emergency Care Guidelines**See USTA Emergency Care Guidelines
- Ends**
- Change of**.....R 10 [p. 8]
- Choice of**.....R 9 [p. 8]
- Mistakes**R 27b. [p. 13]
- Entries**Reg. I.H. [p. 57]
- Acceptance of**.....Reg. I.H.3-4. [pp. 58-59]
- Late**.....Reg. II.C.3.a.v. [p. 82]

Entry Fee Refund.....	Reg. I.H.8. [p. 59]
Entry Form.....	Reg. I.H.2. [p. 57]
Entry Level Tournaments	Reg. I.G.1. [p. 52]; FACom. I.H-2 [p. 59]
Errors	
Ball change.....	R 27i. [p. 14]; Reg. III.I.1. [p. 101]
Calls.....	Appendix VI [p. 25]; C 12 [p. 39]; C 13 [p. 39]
Correcting.....	R 27 [p. 13]
Receiving order.....	R 27e. [p. 14]
Service order.....	R 27c-d. [pp. 13-14]
Tiebreak.....	R 27 [p. 13]
Equipment Adjustment.....	R 29b. [p. 15]; USCom. 29.3 [p. 15]; C 45 [p. 43] Reg. III.G. [p. 100]
Event	G [p. 162]
Fact, question of	Appendix VI [p. 25]
Family Divisions	Reg. I.G.3. [p. 55]
Family Rankings.....	Reg. VIII.B. [p. 126]; Reg. X.B. [p. 129]
Fatigue.....	See Medical Condition
Faults	R 18 [p. 10]; R 19 [p. 10]
Ball hitting server's partner.....	R 19d. [p. 10]
Foot fault.....	R 18 [p. 10]; C 23-24 [p. 40]
Obvious.....	C 28 [p. 40]
Prompt calls.....	C 17 [p. 39]
Returning without calling.....	C 28 [p. 40]
Serve hitting permanent fixture.....	R 19c. [p. 10]
Serve hitting singles stick.....	R 19c. [p. 10] & Case 2 [p. 10]
Server calling.....	C 13 [p. 39]; C 26 [p. 40]
Service after.....	R 20 [p. 10]; C 30 [p. 41]
Swinging, missing toss.....	R 19b. [p. 10]
Feed-In Championship (FIC)	Reg. II.B.3. [p. 62]; FACom. II.B-2 [p. 68] Reg. II.B.5.b. [p. 70]; Fig. 4 [p. 71]; FACom. II.B-4 [p. 72]
Feinting.....	C 35 [p. 42]
Fixture, permanent.....	See Permanent Fixture
Following Through Over Net.....	R 24, Case 4 [p. 12]; R 25b. [p. 12]; R 25e. [p. 13]
Foot Fault	R 18 [p. 10]; C 23 [p. 40]
Baseline.....	R 18b. [p. 10]
Center line.....	R 18d. [p. 10]
Receiver calling.....	C 24 [p. 40]
Sideline.....	R 18c. [p. 10]
Walking, running.....	R 18a. [p. 10]
Gambling	See Betting
Game Scoring.....	R 5 [p. 6]
Garman Scheduling System.....	Table 7 [p. 84]; FACom. II.D-1 [p. 85]
Gastrointestinal Problems.....	FACom. III.F-2 [p. 100]
Good Return.....	R 25 [pp. 12-13] & Cases 1-2 [p. 13]
Green Ball Tennis	USCom. II.1 [p. 23]; FACom. I.G-1 [pp. 52-53] Reg. I.H.2 [p. 57]; Table 9 [p. 87]; Reg. IV.D.1. [p. 107] Reg. IV.F.1. [p. 113]; Reg. VI.B.3. [p. 120]; Reg. VI.C-E. [pp. 120-121]
Grievance.....	Reg. IV.C.1. [p. 103]; Reg. V.B. [p. 118] Reg. V.C. [pp. 118-119]; Reg. VII.D.4. [p. 124]
Group Seeding	See Seeding
Grunting.....	C 37 [p. 42]; C 41 [p. 43]

Handshake	C 2 [p. 38]
Health concerns	Reg. III.D. [p. 94]; Reg. III.H. [p. 100]
Heat Index	Part 4 [p. 154]
Hindrance	R 26 [p. 13]; C 33 [p. 41]
Ball rolling onto court	R 23, Case 1 [p. 11]
By official	Appendix VI, Case 7 [p. 26]
By player	R 26 [p. 13]
Deliberate	R 26 [p. 13]; C 36 [p. 42]
Grunting	C 37 [p. 42]
Unintentional	C 36 [p. 42]
Talking during point	C 34 [pp. 41-42]
Illness	See Medical Condition
Inclement Weather	Reg. III.D. [p. 94]; Reg. III.H. [p. 100]
Incomplete Match	Table 10 A. [p. 91]; Table 10 D. [p. 93]
Ineligible Player	Reg. III.B.3. [p. 89]; Reg. IV.E.2. [p. 112]
Injections	Reg. III.E.4.c. [p. 99]; FACom. III.E-2 [p. 99]
Injuries	See Medical Condition
Injury Caused by a Player	C 38 [p. 42]
Instantaneous Calls	See Prompt Calls
Intravenous infusions	Reg. III.E.4.c. [p. 99]; FACom. III.E-2 [p. 99]
Interference	See Hindrance
Interruption of Play	R 23 [p. 11]
Invasion of Opponent's Court	R 24g. [p. 11] & Case 5 [p. 12]; C 19 [pp. 39-40]
Invitational tournament	Reg. I.A.2. [p. 44]; FACom. I.H-3 [p. 59] Reg. XVII.A.2. [p. 138]; Reg. XVII.A.14. [p. 139]
ITF circuit	Reg. I.A.3. [p. 44]
ITF Junior Tournaments	Reg. IX.F. [p. 128]
ITF International Team Competition	Reg. IX.C.2.-3. [p. 127]; Reg. IX.F. [p. 128] FACom. IX.F-1 [p. 128]; Reg. X.F. [p. 129]; FACom. X.F-1 [pp. 129-130]
ITF Rules of Tennis	Part 1 [p. 1]
Jumping the net	R 24, Case 5 [p. 12]
Junior Division	Reg. I.G.3.a. [p. 52]
Junior Rankings	Reg. IX.B. [p. 127]
Junior Team Tennis	See USTA Junior Team Tennis
Late Call	Appendix VI, Case 3 [p. 26]; C 17 [p. 39]; C 27 [p. 40]
Late Entry	Reg. I.H.3-4 [pp. 58-59]; Reg. II.C.3.a.v. [p. 82]
Lateness	
Default	Table 16 [pp. 110-111]; Reg. IV.D.20-21. [pp. 111-112]
Rest period, after	Table 16 C. [p. 111]
Start of match	Table 16 A. [pp. 110-111]; Reg. IV.D.20-21. [pp. 111-112]
Law, question of	Appendix VI [p. 25] & Cases 1 & 2 [p. 26] Reg. III.B.12. [p. 90]; Reg. IV.D.8. [p. 108]
Layered Consolation	G [p. 163]
Leagues (Adult)	See USTA League
Leaving Playing Area	
Bleeding Timeout	Reg. III.E.6. [p. 100]
Medical Timeout	Reg. III.E.6. [p. 100]
Penalty	Table 14 [p. 109]
To get ball	Reg. IV.C.5. [p. 104]
To get official	C 41 [p. 43]; Reg. III.E.6. [p. 100]; Reg. IV.C.5. [p. 104]
To get racket	R 29b. [p. 15]; Reg. IV.C.5. [p. 104]

To get water	Reg. IV.C.5. [p. 104]
Toilet/Change of Attire Break	Table 13 [pp. 97-98]; Reg. III.F. [p. 100] Reg. IV.C.5. [p. 104]
Wheelchair repair (may not leave).....	Reg. IV.C.5. [p. 104]
Leaving Tournament Area during suspended match.....	Reg. IV.C.6. [p. 104]
Lets.....	R 22 [p. 11]; R 23 [p. 11]
After serve put in play	R 23 & Case 1 [p. 11]
Ball coming on court.....	R 23, Case 1 [p. 11]; C 18 [p. 39]; C 30 [p. 41]
Ball hitting bird in air	R 26, Case 3 [p. 13]
Broken ball	R 3 [p. 5]
Correcting call from fault to good.....	Appendix VI, Case 7 [p. 26]; C 12 [p. 39]
Delay between first & second serves.....	R 23, Case 1 [p. 11]; C 30 [p. 41]
Hindrance, outside	R 26 [p. 13] & Cases 3-4 [p. 13]
Hindrance by official.....	R 26 [p. 13]; Appendix VI, Case 7 [p. 26]
Hindrance by player.....	R 26 [p. 13]
Prompt call.....	Appendix VI, Case 3 [p. 26]; C 17 [p. 39]
Receiver not ready.....	R 21 [p. 10]
Second service	R 20 [p. 10]
Service.....	R 22 [p. 11]; C 27 [p. 40]
Soft ball.....	R 3, Case 1 [p. 5]
Spectator interference	C 16 [p. 39]
Two chance option	C 17 [p. 39]
Who may call.....	C 27 [p. 40]
Lightning.....	See Emergency Care Guidelines [p. 153]
Line Umpires	Appendix VI [p. 25-28]; Reg. VII.C.3. [p. 124]
Certification	Reg. VII.C.3. [p. 124]
Removal	Reg. III.B.11. [p. 90]
Lines Dimensions	R 1 [p. 3]; Fig. 1 [p. 29]; Fig. 2 [p. 30]
Loss of Physical Condition	See Medical Condition
Lucky Loser	Reg. II.C.1.a.iv. [p. 78]
Match Format	Reg. I.E. [p. 50]; Reg. I.H.2. [p. 57]
Match Tiebreak	USCom. 5.2 [p. 7]; USCom. 14.1 [p. 9]; USCom. 15.2 [p. 9] Appendix V [p. 24]; Appendix VI [p. 25]; Reg. I.E.1.b. [p. 50] FACom. III.D.1 [p. 94]; FACom. III.D-2 [p. 94]; Reg. III.H.2. [p. 100]
Medals and prizes.....	Reg. XIV. [p. 135]
Medical Condition	R 29c. [p. 15]; Reg. III.E.3. [p. 99]; FACom. III.E-3 [p. 99]
Medical Condition—Non-Treatable	Reg. III.E.4. [p. 99]; FACom. III.E-2 [p. 99]
Medical Timeout	R 29c. [p. 15]; USCom. 30.2 [p. 16] Table 3 [pp. 48-49]; Table 13 [pp. 97-98]; Reg. III.E. [p. 99] FACom. III.E-3 [p. 99]; FACom. III.F-2 [p. 100]; Reg. IV.C.10.a. [p. 104] Table 14 [p. 109]; Table 17 [p. 114]
Mistakes, clear	Appendix VI [p. 25] & Cases 3-5 [p. 26]
Mistakes, correcting	R 27 [pp. 13-14]; Appendix VI [p. 25] & Cases 3-6 [p. 26]
Mobile phone.....	See Cellular Phone
Monitors	See Court Monitors
Muscle Pulls, sprains	See Medical Condition
National Adult and Family Tournament Schedule	Reg. X.A. [p. 129]
National Junior Tournament Schedule	Reg. I.H.8. [p. 59]; Reg. IV.F.10. [p. 116] Reg. IX.A. [p. 127]
National Tennis Rating Program (NTRP)	Reg. I.G.3.b.iii. [p. 54] Reg. I.G.3.e. [p. 57]; Table 9 [p. 87]; Table 11 [p. 95] Table 12 [p. 96]; Reg. XV.B. [p. 136]; FACom. XV-1 [p. 136]

National Wheelchair Tournament Schedule	Reg. XIII.A. [p. 134]
Net	
Advertising.....	R 1 [p. 4]; Appendix IV.1. [p. 23]
Dimensions	R 1 [p. 3]; Reg. VI.B.1-3. [p. 120]; Fig. 7 [p. 121]; Fig. 8 [p. 122]
Hitting ball through.....	C 20 [p. 40]
Jumping over.....	R 24, Case 5 [p. 12]
Reaching over	R 24h. [p. 11] & Case 4 [p. 12]; R 25b. [p. 12]
Tautness	USCom. 1.1 [p. 4]
Touched by racket, player, clothing.....	R 24g. [p. 11] & Cases 1-3 [pp. 11-12] C 19 [pp. 39-40]
Net Generation PlayTracker	FACom. I.G-1 [pp. 52-53]
Net Generation Programs	See USTA Net Generation Programs
Net Posts	R 1 [p. 3]; Fig. 1 [p. 29]
Area between singles sticks, post.....	USCom. 13.1 [p. 8]; R 19, Case 2 [p. 10]
Ball hit around, below top.....	R 25c. [p. 12]
Ball hit between singles sticks, doubles post	R 25d. [p. 12]
Ball other than serve touching	R 25c. [p. 12]
Ball touches	R 25a. [p. 12]
Serve touching.....	R 19c. [p. 10] & R 19, Case 2 [p. 10]
Net Strap	R 1 [p. 3]; R 22a. [p. 11]; Appendix V [p. 25]
Net Umpire	Appendix VI [p. 25]
No-Ad Scoring	Appendix V [p. 24]; Reg. I.E.2. [p. 51]; Reg III.H.1. [p. 100]
No Let Rule	Appendix V [p. 25]
Noise Making	C 34 [pp. 41-42]; C 37 [p. 42]
Nose Bleeds	See Bleeding Timeout
Not-Up, Double Bounce	R 24b. [p. 11]; C 19 [pp. 39-40]
NTRP	See National Tennis Rating Program
Numeric scoring	USCom. 5.1 [p. 7]
Officials' Roles	Appendix VI [p. 25]
Official Certification	Reg. VII.C-D. [p. 124]
On-Site Alternate	See Alternate
One-Armed Server	R 16 [p. 9]
Orange Ball Tennis	USCom. II.1 [p. 23]; Reg. I.H.2 [p. 57]; Table 9 [p. 87]; Reg. IV.D.1 [p. 107]; Reg. IV.F.1. [p. 113]; FACom. VI.A-1 [p. 120] Reg. VI.B.2. [p. 120]; Reg. VI.C-E. [pp. 120-121]
Order of Receiving	See Receiving Order
Order of Serving	See Service Order
Out Calls	
Audible or visible	C 15 [p. 39]
Erroneous	Appendix VI [p. 25] & Cases 3 & 5 [p. 26]; C 12 [p. 39]
First serve, calls by server or his partner	C 26 [p. 40]
Overrule	Appendix VI [p. 25] & Cases 3-5 [p. 26]
Prompt	Appendix VI, Cases 3 & 6 [p. 26]; C 17 [p. 39]
Oxygen, supplemental	Reg. III.E.4.c. [p. 99]
Permanent Fixtures	R 2 [pp. 4-5]; R 13 [p. 8] USCom.13.1 [p. 8]; R 19c. [p. 10]; R 24d. [p. 11]; R 26 [p. 13]
Area between singles sticks, doubles posts.....	R 2 [pp. 4-5]
Back stops	R 2 [pp. 4-5]
Ball persons in proper place	R 2 [pp. 4-5]
Ball touching	R 13 [p. 8]; USCom. 13.1 [p. 8]; R 24d. [p. 11]
Chairs around court	R 2 [pp. 4-5]
Defined.....	R 2 [pp. 4-5]

Doubles posts	R 2 [pp. 4-5]
Net	R 2 [pp. 4-5]
Net posts.....	R 2 [pp. 4-5]
Officials in proper place.....	R 2 [pp. 4-5]
Pipe support for net	USCom. 24.2 [p. 12]
Sidestops.....	R 2 [pp. 4-5]
Singles sticks	R 2 [pp. 4-5]; USCom. 13.1 [p. 8]; R 19c. [p. 10]
Spectator stands.....	R 2 [pp. 4-5]
Personal Circumstance	Table 10 [pp. 91-93]; Reg. IV.C.16. [pp. 105-106] Reg. IV.C.17. [p. 106]; FACom. IV.C-2 [p. 106] Table 17 [p. 114]
Phones	See Cellular Phones
Physical Condition, loss of	See Medical Condition
Pipe Support for Net	
Player touching.....	R 24g. [p. 11]; USCom. 24.2 [p. 12]
Placing.....	Reg. II.A.9. [pp. 61-62]
Player Analysis Technology	R 31 [p. 17]; Appendix III [p. 23]
Player Meeting.....	Reg. I.H.2. [p. 57]
Playing Area	C 18 [p. 39]; C 41 [p. 43]; Table 3 D. [pp. 48-49] Reg. III.B.4. [p. 89] ; FACom. III.B-1 [p. 90]; Table 13 [p. 97] FACom. III.E-2 [p. 99]; Reg. III.E.6. [p. 100]; Reg. IV.C.5. [p. 104] Reg. IV.C.10.e. [p. 104]; Reg. IV.C.18.d. [p. 106]; Table 14 [p. 109] Reg. IV.E.5. [p. 112]
Points	
Played in good faith	C 2 [p. 38]
Player loses point	R 24 [pp. 11-12]
Replay (See also Lets).....	R 23 [p. 11]
Scoring	R 5 [pp. 6-7]; USCom. 5.1 [p. 7]; Appendix V [pp. 24-25]
Point Penalty System	C 40 [pp. 42-43]; C 45 [p. 43]; Table 10 D. [p. 93] Reg. IV.C.11. [p. 105]; Reg. IV.C.20. [p. 106] Reg. IV.D. [pp. 107-112]; FACom. IV.D-1 [p. 107]; Table 14 [p. 109] See also Code Violations
Appeal to Referee.....	Reg. IV.D.8. [p. 108]
Code violations.....	Reg. IV.D.3. [p. 107]; Table 14 [p. 109]
Default	Reg. IV.D.7. [p. 107]
Default for failure to arrive on time	Reg. IV.D.21. [pp. 111-112]
Delay.....	Reg. IV.D.11. [p. 108]; Table 14 [p. 109] Table 15 [p. 110]; Reg. IV.D.21. [pp. 111-112]
Doubles team	Reg. IV.D.9. [p. 108]
Flagrant violations	Reg. IV.D.7. [p. 107]
Lateness penalties	Table 16 [pp. 110-111]
Leaving the playing area	Reg. IV.C.5. [p. 104]; Table 14 [p. 109]
Mandatory in sanctioned events	Reg. IV.D.1. [p. 107]
Medical Condition	Table 13 [pp. 97-98]
Officials authorized to penalize	Reg. IV.D.6. [p. 107] FACom. IV.D-1 [p. 107]; Reg. IV.D.15. [p. 108] Reg. IV.E.4. [p. 112]
Other disciplinary action.....	Reg. IV.D.18. [p. 108]
Purposes	Reg. IV.D.2. [p. 107]
Treated as if points were played	Reg. IV.D.10. [p. 108]
Time violations	Reg. IV.D.4. [p. 107]; Table 15 [p. 110]
Timing of penalties	Reg. IV.D.15. [p. 108]
Post, net	See Net Posts
Postponement of Match by Referee	Reg. III.B.9. [p. 90]; Reg. III.D. [p. 94]
Practice during rest period	Reg. IV.C.7. [p. 104]

Prize Money	
Tournaments	Reg. XVII.C.7. [p. 141]
Withholding.....	Reg. IV.C.1. [p. 103]; Reg. V.A.2. [p. 118]
Pro Set	Reg. I.E.4. [p. 51]
Professional Circuit	See Tournament Regulations
Prompt Calls	Appendix VI, Cases 3 & 6 [p. 26]; C 17 [p. 39]
Pulled Muscles	See Medical Condition
Qualified Medical Personnel	Table 13 B. [pp. 97-98]
Qualifying Tournament or Qualifying Draw	G [p. 166]
Question of Fact	See Fact, Question of
Question of Law	See Law, Question of
Quick Serving	C 29 [p. 41]
Racket	R 4 [pp. 5-6]; Appendix II [pp. 22-23]
Abuse	Reg. IV.C.18.c. [p. 106]; Table 14 [p. 109]
Broken.....	R 29b. [p. 15]; C 45 [p. 43]; Reg. IV.C.5. [p. 104]
Broken string	R 4, Case 4 [p. 6]; R 29b. [p. 15]; C 45 [p. 43]
Changing shape during point	R 24k. [p. 11]; Appendix II.d. [pp. 22-23]
Clashing in doubles.....	USCom. 24.1 [p. 12]
Energy source	Appendix II.d. [pp. 22-23]
Flying out of hand.....	R 24g. & j. [p. 11]; R 24, Case 1, 2, & 6 [pp. 11-12]
Green Ball Tennis	Appendix VII [p. 28]
Held in hands	R 24g. [p. 11]
Hitting ground in opponent's court.....	R 24g. [p. 11]; R 24, Case 6 [p. 12]
Illegal	R 4 [pp. 5-6]; Appendix II [pp. 22-23]; Reg. IV.C.5. [p. 104]
Leaving playing area to get.....	C 45 [p. 43]
One allowed during point	R 4, Case 5 [p. 6]
Orange Ball Tennis	Appendix VII [p. 28]
Passing over the net	See Reaching Over Net
Player Analysis Technology.....	R 31 [p. 17]; Appendix II.d. [p. 22] Appendix III [p. 23]
Red Ball Tennis	Appendix VII [p. 28]
Server's racket hitting net.....	R 24g [p. 11]; R 24, Case 1 & 2 [pp. 11-12]
Spare	R 29b. [p. 15]
Spin	See Toss
String pattern	R 4, Cases 1 & 2 [p. 6]; Appendix II.b. [p. 22]
Size	Appendix II.c. [p. 22]; Appendix VII [p. 28]
Throwing at ball.....	R 24j. [p. 11] & Case 6 [p. 12]
Touching net	R 24g. [p. 11] & Cases 1-2 [pp. 11-12]; C 19 [pp. 39-40]
Using more than one during point	R 4, Case 5 [p. 6]
Vibration damping device.....	R 4, Case 3 [p. 6]; Appendix II.d. [p. 22]
Rain Delay	Appendix VI [pp. 25-26]; Reg. III.D. [p. 94]
Rankings	
Adult and Family Rankings.....	Reg. X.B-C. [p. 129]
Eligibility	Reg. X.C. [p. 129]
Collegiate Rankings	Reg. XII.D. [pp. 132-133]
General Ranking Regulations.....	Reg. VIII. [p. 126]
Junior Rankings.....	Reg. IX.B. [p. 127]
Eligibility	Reg. IX.C. [p. 127]
Professional Rankings.....	Reg. XI. [p. 131]
Top 500 Rankings Categories	Reg. XII.D. [pp. 132-133]
Wheelchair Rankings.....	Reg. XIII.B-C. [p. 134]
Eligibility	Reg. XIII.C. [pp. 134]
Re-strapping racket of quad wheelchair player.....	USCom. 29.2 [p. 15]

	USCom. 30.2 [p. 16]; Reg. III.G.2. [p. 100]; Reg. IV.C.10.d. [p. 104]
Re-Warm-Up.....	USCom. 29.4 [p. 16]; Reg. III.G.1. [p.100] Reg. III.I.4. [p.102]; Reg. IV.C.4. [p.104]
Reaching Over Net	
Before ball passes over net.....	R 24h. [p. 11]; C 19 [pp. 39-40]
Follow through.....	R 25e. [p. 13]
To hit ball with backspin	R 25b. [p. 12]
Ready, receiver	R 21 [p. 10]; R 22b. [p. 11]; C 29 [p. 41]
Reasonable Pace	R 21 [p. 10]; C 29 [p. 41]
Reasonable Extra Time	R 29b. [p. 15]; USCom. 29.3 [p. 15]; C 45 [p. 43]
Receiver	
Becomes server	R 14 [p. 9]
Calling faults	C 5 [p. 38]
Calling foot faults.....	C 24 [p. 40]
Catches serve that hits net	R 22a. [p. 11]
Defined	R 8 [p. 7]
Hit by serve	R 22a. [p. 11]; R 24i. [p. 11] & Case 7 [p. 12]
Hit by serve that hits net.....	R 22a. [p. 11]
Position.....	R 8, Case 1 [p. 7]; USCom. 15.1 [p. 9]; C 35 [p. 42]
Play to reasonable pace of server.....	R 21 [p. 10]; C 29 [p. 41]
Ready	R 21 [p. 10]; C 29 [p. 41]
Volleying serve	R 24e [p. 11]
Wins point	R 24a. [p. 11]
Receiver's Partner	
Calling faults	C 25 [p. 40]
Catches serve that hits net	R 22a. [p. 11]
Hit by serve	R 22a. [p. 11]; R 24i. [p. 11] & Case 7 [p. 12]
Position	USCom. 15.1 [p. 9]; R 26, Case 5 [p. 13]
Receiving Order	
Doubles.....	R 15 [p. 9]
Error in doubles	R 27e. [p. 14]
Recovery Rule	Table 7 B. [p. 84]; FACom. II.D-3 [p. 85]; Table 11 [p. 95]
Red Ball Tennis	USCom. II.1 [p. 23]; FACom. I.G-1 [pp. 52-53] Reg. I.H.2 [p. 57]; Table 9 [p. 87]; Reg. IV.D.1. [p. 107] Reg. IV.F.1. [p. 113]; Reg. VI.B.1. [p. 120]; Reg. VI.C-E. [pp. 120-121]
Red, Orange & Green Ball Tennis	Appendix VII. [p. 28]; Reg. VI. [pp. 120-121]
Referee	Appendix VI [p. 25]; Reg. I.C.4. [p. 47]; FACom. I.C-2 [p. 47] Table 3 [pp. 48-49]; Reg. III.B. [p. 89]; Reg. VII.C.3. [p. 124]
Appeal to	Appendix VI [p. 25]; Reg. III.B.7. [p. 90]; Reg. IV.D.8. [p. 108] Reg. IV.E.4. [p. 112]
Responsibilities.....	Table 3 [pp. 48-49]
Tournament Committee member.....	Reg. I.C.4. [p. 47]
Replaying of Point	See Lets
Requesting Official	C 41 [p. 43]; Reg. IV.C.5. [p. 104]
Release of Liability (Release, Waiver, and Indemnity)	Reg. XXI. [p. 149]
Rest	G [p. 167]
Between matches	FACom. II.D-2 [p. 85]; Reg. III.C.1. [p. 94] Table 11 [p. 95]
Coaching during rest period.....	R 30 [p 16]; USCom. 30.2 [p. 16] FACom. III.D-1-2 [p. 94]; Table 12 [p. 96]
Lateness after rest period.....	Table 16 [pp. 110-111]; Reg. IV.D.20. [p. 111]
Minimum and optimum rest	Reg. III.C.1. [p. 94]; Table 11 [p. 95]
Practice during rest period.....	Table 12 [p. 96]; Reg. III.H.5. [p. 102]
Rest period between sets	R 29d. [p. 15]; Reg. III.C.2. [p. 94] FACom. III.D-1-2 [p. 94]; Table 12 [p. 96]

Retirement

- DefinitionTable 10 A. [p. 91]
- Injury caused by a player.....C 38 [p. 42]
- Round RobinsReg. II.B.6.d. [p. 74]
- Rotation, serviceSee Service Order
- Round Robins**Reg. II.B.6. [pp. 73-74]; FAcOm. II.B-6-11 [pp. 73-75]
- Roving Umpire**Reg. III.B.5. [p. 90]; Reg. III.D. [p. 94]; Reg. IV.D.6.c. [p. 107]
Reg. IV.D.17. [p. 108]; Reg. IV.E.1. [p. 112]
CertificationReg. VII.C.3. [p. 124]

- Safe PlayReg. VII.A. [p. 124]; Reg. XVII.A.4. [p. 138]
- Safety ConcernsFAcOm. I.C-1 [p. 45]; Reg. III.H. [p. 100]
See also Emergency Care Guidelines
- Same Gender Couples Doubles.....Reg. I.G.3.c.v. [p. 55]; Table 9 [p. 87]
Table 12 [p. 96]
- Sanctioning Tournaments.....Reg. I.B. [p. 45]; Reg. IX.D. [p. 127]
Reg. XVII. [pp. 138-142]
- Scheduling MatchesReg. II.D. [pp. 84-88]; Table 7 [p. 84]
 - Adult Divisions.....Table 9 [p. 87]
 - Average match lengthTable 7 C. [p. 84]
 - Canceling matchesReg. III.H.5. [p. 101]; FAcOm. III.H-1 [p. 101]
 - Changing the scheduleReg. II.D.4. [p. 85]
 - Conditions affecting drawTable 7 A. [p. 84]
 - District guidelinesReg. II.D.9.b. [p. 88]
 - Factors.....Table 7 A-B. [p. 84]; Reg. II.D. [pp. 84-88]
 - Family Divisions.....Table 9 [p. 87]
 - Garman System**.....Table 7 D. [p. 84]
 - Guidelines**.....Table 7 [p. 84]; Table 8 [p. 86]; Table 9 [p. 87]
Reg. II.D.9. [p. 88]; FAcOm. III.H-2 [p. 101]
 - Junior DivisionsFAcOm. II.D-3 [p. 85]; Table 8 [p. 86]; Reg. II.D.9.a. [p. 88]
 - Posting the schedule.....Reg. II.D.4. [p. 85]
 - Request for special schedulingReg. I.H.9. [p. 59]; Reg. II.D.1. [p. 85]
 - Responsibility for obtaining match timesReg. II.D.3. [p. 85]
Reg. IV.A.3. [p. 103]
 - Responsibility for schedulingTable 3 C. [p. 48]; Reg. II.D. [pp. 84-85, 88]
Table 7 [p. 84]; Reg. III.B.2. [p. 89]
 - Sectional guidelinesReg. II.D.9.b. [p. 88]
 - Shortening tournaments.....Reg. III.H. [pp. 100-101]; FAcOm. III.H-1-2 [p. 101]
 - Suspended matchesTable 9 [p. 87]
 - Time between matchesReg. II.D.7. [p. 88]; Table 11 [p. 95]
 - Wheelchair DivisionsTable 9 [p. 87]
- Scholastic Tournaments.....Reg. XII. [p. 132]
- Score, scoring
 - 10-and-under competitions.....Appendix VII [p. 28]
 - Advantage Set**R 6a. [p. 7]
 - CallingC 31 [p. 41]
 - Collegiate & scholastic tournamentsReg. XII.B. [p. 132]
 - DisputesC 32 [p. 41]; C 41 [p. 43]
 - Handshake.....C 2 [p. 38]
 - GameR 5 [p. 6]
 - MatchR 7 [p. 7]
 - Match Tiebreak**Appendix V [pp. 24-25]; Reg. I.E.1.b. [p. 50]
 - Net Generation ProgramsReg. VI.E.2. [p. 121]
 - No-Ad**.....Appendix V [p. 24]; Reg. I.E.2. [p. 51]; Reg. III.H.1. [p. 100]

Numeric.....	USCom. 5.1 [p. 7]
Recording Tiebreak	Reg. I.E.1.d-e. [pp. 50-51]
Set	R 6 [p. 7]
Standard game	R 5 [p. 6]
Tiebreak game	R 5b. [p. 6]; Reg. I.E.1.a. [p. 50]
Timed Match	Appendix VII [p. 28]
Seed	G [p. 168]
Omitted from draw.....	Reg. II.C.2.b. [p. 82]
Withdrawal of	Reg. II.C.1.a. [p. 76, 78]
Seeding	Table 2 B. [p. 46]; Reg. II.A. [p. 60]
All Factors Method	Reg. II.A.4.b. [p. 60]; FACom. II.A-3 [pp. 60-61] FACom. II.A-6 [p. 61]
Balancing and positioning	Reg. II.B.4.a-b. [pp. 62-63]; Table 6 [p. 64] FAC Examples [pp. 65-66, 72]; Reg. II.C. [p. 76]
Block Seeding	Reg. II.A.10. [p. 62]
Computerized List Method	Reg. II.A.4.a. [p. 60]; FACom. II.A-6 [p. 61]
Errors	FACom. II.A-4 [p. 61]; Reg. II.C.4. [p. 83] FACom. II.C-5 [p. 83]; FACom. II.C-6 [p. 84]
Group Seeding	Reg. II.A.3. [p. 60]; Reg. II.A.8. [p. 61]
Number of seeds	Reg. II.A.2. [p. 60]; FACom. II.A-1 [p. 60]
Placing	Reg. II.A.9. [pp. 61-62]
Tournament Committee determines	Table 2 [pp. 46-47]; Reg. II.A.1. [p. 60]
Seeding Groups	Reg. II.A.8. [p. 61]
Serve	See Service
Server	
Becoming receiver	R 14 [p. 9]
Calling score.....	C 31 [p. 41]
Continuous play	R 20 [p. 10]; R 29 [p. 15]
Defined	R 8 [p. 7]
One-armed.....	R 16 [p. 9]
Out of turn.....	See Service Order
Position in doubles	R 17-18 [pp. 9-10]
Position in singles	R 17-18 & Case 1 [pp. 9-10]
Request for third ball.....	C 22 [p. 40]
Waiting until receiver is ready	R 21 [p. 10]
Warm-up	R 29e. [p. 15]; USCom. 29.4 [p. 16]; C 4 [p. 38]
Server's Partner, position of	R 26, Case 5 [p. 13]
Service	
After fault.....	R 20 [p. 10]
Bouncing ball before serving.....	C 40 [pp. 42-43]
Catching toss	R 19, Case 1 [p. 10]
Delay between serves.....	R 20 [p. 10]; C 30 [p. 41]
Delivery of.....	R 16 [p. 9]; R 17 [pp. 9-10]
Fault	R 19 [p. 10]
Foot fault.....	R 18 & Cases 1-2 [p. 10]; C 23 [p. 40]; C 24 [p. 40]
Good.....	R 17 [pp. 9-10]
Hitting net post.....	R 19c. [p. 10]
Hitting net, strap, or band let.	R 22a. [p. 11]
Hitting permanent fixture	R 19c. [p. 10]
Hitting receiver or his partner	R 24, Case 7 [p. 12]
Hitting receiver after hitting net.....	R 22a. [p. 11]
Hitting server's partner	R 19d. [p. 10]
Hitting singles sticks	R 19c. & Case 2 [p. 10]
Lets.....	See Lets

Missing tossed ball	R 19b. [p. 10]
Out of turn	See Service Order
Warm-up	C 4 [p. 38]
Wheelchair tennis.....	R WC [pp. 18-19]
Wrong court, from	R 27a. [p. 13]
Service Courts	R 1 [pp. 3-4]
Service Let	R 22 [p. 11]; C 27 [p. 40]
Service Line Calls	C 5 [p. 38]; C 25-26 [p. 40]
Service Lines	R 1 [p. 3]; Fig. 1 [p. 29], Fig. 2 [p. 30]
Service Order	
After set.....	R 14 [p. 9]
After Tiebreak.....	R 5b. [pp. 6-7]
Doubles.....	R 5b. [p. 6]; R 14 [p. 9]; USCom.14.1 [p. 9]
Error in doubles	R 27c-d. [pp. 13-14]
Error in singles.....	R 27c-d. [pp. 13-14]
Error in Tiebreak.....	R 27d. [p. 14]
Singles	R 5b. [p. 6]; R 14 [p. 9]
Tiebreak.....	R 5b. [p. 6]
Set	
Maximum number.....	R 7 [p. 7]; Reg. I.E. [p. 48]
Score.....	R 6 [p. 7]
Set Break	R 29a. [p. 15]
Shoes	R 29b [p. 15]; Reg. III.B.14. [p. 94]; Reg. IV.C.3. [p. 104]
Short Courts	Appendix VII [p. 28]; Reg. VI.A-B. [p. 120]
	Fig. 7 [p. 121]; Fig. 8 [p. 122]
Short Sets	Appendix V [p. 24]; Reg. I.E.3. [p. 51]
Shortening Tournaments.....	Reg. III.H. [pp. 100-101]; FACom. III.H-1-2 [p. 101]
Sidelines	
Doubles.....	R 1 [p. 3]; Fig. 1 [p. 29]; Fig. 2 [p. 30]
Singles	R 1 [p. 3]; Fig. 1 [p. 29]; Fig. 2 [p. 30]
Singles Sticks	R 1 [pp. 3-4]; Reg. III.A.2. [p. 89]
Ball hit around, below	R 25d. [p. 12]
Ball hit in area between stick, net post.....	USCom. 13.1 [p. 8]; R 25d. [p. 12]
Ball other than service hitting	R 25, Case 1 [p. 13]
Coming out during point.....	USCom. 1.3 [p. 4]
Permanent fixtures	R 2 [pp. 4-5]
Placement	R 1 [pp. 3-4]; USCom. 1.2 [p. 4]
Service hitting	R 19c. & Case 2 [p. 10]; R 25, Case 1 [p. 13]
Specifications	R 1 [p. 3-4]
Solo Chair Umpire	G [p. 168]
Spectator Interference	R 26 [p. 13]; C 16 [p. 39]
Sprains.....	See Medical Condition
Stalling	R 29 [p. 15]; C 40 [pp. 42-43]; C 41 [p. 43]
Standard Game	R 5a. [p. 6]
Standards of Conduct	Reg. IV.C. [p. 103]
String, broken	R 4, Case 4 [p. 6]; R 29b. [p. 15]
Stringing Pattern	R 4 [pp. 5-6] & Cases 1 & 2 [p. 6]; Appendix II.b. [p. 22]
Surface.....	Appendix I, Classification of Court Pace [p. 21]; Table 2 [pp. 46-47]
	Reg. III.A.4. [p. 89]; Reg. III.B.2. [p. 89]
Suspension by Sectional Association	Reg. V.C. [p. 118]
Suspension of Play	Appendix VI [pp. 25-27]; Reg. III.B.9. [p. 90]
	Reg. III.D. [p. 94]
Suspension Point System	Reg. IV.F. [p. 113]; Table 17 [p. 114]
Take Two.....	C 8 [pp. 38-39]

Talking	C 34 [pp. 41-42]
Third ball, giving to server.....	C 22 [p. 40]
Through	R 25a. [p. 12]; C 20 [p. 40]
Throwing Racket to Hit Ball.....	R 24j. [p. 11] & Case 6 [p. 12]
Tiebreak	R 5b. [p. 6-7]; Reg. I.E.1. [p. 50]
Ball change.....	R 3b. [p. 5]; Reg. I.E.1.f. [p. 51]
Changing ends.....	USCom. 5.3 [p. 7]; R 10 [p. 8]; USCom. 10.1 [p. 8]
Coman Tiebreak Procedure.....	USCom. 10.1 [p. 8]; Reg. I.E.1.c. [pp. 50-51]
Described.....	R 5b. [pp. 6-7]; Reg. I.E.1. [p. 50]
Errors.....	R 27 [pp. 13-14]
In lieu of third set.....	Appendix V [pp. 24-25]; Reg. I.E.1.b. [p. 50] Reg. III.H.2. [pp. 100-101]
Mandatory	Reg. I.E.1.a. [p. 50]
Match Tiebreak	USCom. 5.2 [p. 7]; Appendix V [pp. 24-25] Reg. I.E.1.b. [p. 50]; Reg. III.H.2. [p. 100]
Recording score	Reg. I.E.1.d-e. [pp. 50-51]
Rotation after	R 5b. [pp. 6-7]
Score	R 5b. [p. 6-7]; Reg. I.E.1.d-e. [pp. 50-51]
Set Tiebreak (7-point)	R 5b [p. 6-7]; Reg. I.E.1.a. [p. 50]
Short Set Tiebreak	Appendix V [p. 24]
Time allotted to change ends	USCom. 5.3 [p. 7]; R 29a. [p. 15]
Tiebreak Game	See Set Tiebreak under Tiebreak
Tiebreak Set	R 6b. [p. 7]
Time	
Between points.....	R 29a. [p. 15]
Between games on odd game changeover other than after first game of set	R 29a. [p. 15]
Between matches	Table 11 [p. 95]
Between serves.....	R 20 [p. 10]
Between sets	R 29a. [p. 15] & R 29d. [p. 15]; Table 12 [p. 96]
Medical Timeouts	R 29c. [p. 15]; Table 13 [pp. 97-98]; Reg. III.E.1. [p. 99]
To get clothing or shoes	R 29b. [p. 15]; C 45 [p. 43]
Violations	Reg. IV.D.4. [p. 107]; Table 15 A. [p. 110]
Warm-up	R 29e. [p. 15]; USCom. 29.4 [p. 16] C 3 [p. 38]; C 4 [p. 38]
Timed Match	Appendix VII [p. 28]
Toilet/Change of Attire Break	R 29c. [p. 15]; Table 13 [p. 97-98] Reg. III.F. [p. 100]; FCom. III.F-1-2 [p. 100]
Toss	
Choice of ends, serve.....	R 9 Case 1 [p. 8]
Match suspended during warm-up.....	R 9 Case 1 [p. 8]
Toss, ball.....	See Ball Toss
Touches	
Ball hitting ceiling	R 2 [pp. 4-5]; R 13 [p. 8]
Ball hitting permanent fixture.....	R 13 [p. 8]
Ball hitting player.....	R 19d. [p. 10]; R 22a. [p. 11]; R 24i. [p. 11] C 19 [pp. 39-40]
Opponent	C 19 [pp. 39-40]
Player touching net.....	R 24g. [p. 11]; C 19 [pp. 39-40]
Player touching pipe support	R 24g. [p. 11]; USCom. 24.2 [p. 12]
Racket touching net	R 24g. [p. 11] & Cases 1-2 [pp. 11-12]; C 19 [pp. 39-40]
Serve hitting receiver or receiver's partner	R 22a. [p. 11] R 24i. [p. 11] & Case 7 [p. 12]
Serve hitting server's partner	R 19d. [p. 10]

Tournament

- Closed.....Reg. I.A.2. [p. 44]; FACom. I.H-4 [p. 59]
Reg. XVII.A.2. [p. 138]; Reg. XVII.A.14. [pp. 139-140]
- Collegiate.....Reg. XII. [pp. 132-133]
- DefinitionReg. I.A.2. [p. 44]
- EligibilityReg. I.G. [p. 52-57]
- Invitational.....Reg. I.A.2. [p. 44]; FACom. I.H-3 [p. 59]
Reg. XVII.A.2. [p. 138]; Reg. XVII.A.13. [pp. 139-140]
- OpenReg. I.A.2. [p. 44]; FACom. I.H-4 [p. 59]; Reg. XVII.A.2. [p. 138]
- Scholastic.....Reg. XII. [pp. 132-133]
- Title.....Reg. XVII.A.14. [pp. 139-140]
- Tournament Appeals Committee**.....Reg. I.D. [pp. 47-50]; Reg. IV.D.7. [p. 107]
Reg. IV.D.21.b-c. [pp. 111-112]; Reg. IV.E.3-4. [pp. 112-113]
- Tournament Area**Reg. III.D. [p. 94]; Reg. IV.C.6. [p.104]
- Tournament Committee**Reg. I.C. [pp. 45-47]; Table 2 [pp. 46-47]
Reg. III.A. [p. 89]; Reg. V.A. [p. 118]
 - Appeals.....See Tournament Appeals Committee
 - Chair**.....Reg. I.C.2. [p. 45]
 - Playing In TournamentFACom. I.G-4 [p. 57]
 - Responsibilities.....Table 2 [pp. 46-47]
- Tournament Director**.....Reg. I.C.3. [p. 45]
- Tournament Regulations**
 - Adult and Family Regulations.....**Introduction to USTA Regulations** [p. 44]
 - ATPReg. I.A.3. [p. 44]; FACom. I.A-1 [p. 44]
 - District Association.....Reg. I.A.4. [pp. 44-45]; FACom. I.A-2 [p. 45]
FACom. I.A-3 [p. 45]
 - ITF.....Reg. I.A.3. [p. 44]; FACom. I.A-1 [p. 44]; FACom. II.C-3 [p. 79]
 - Junior Tournament Regulations.....**Introduction to USTA Regulations** [p. 44]
- Net Generation**
 - Pathway Regulations**.....See USTA Net Generation Pathway Regulations
 - Other CircuitsReg. I.A.4. [pp. 44-45]
 - Sectional AssociationReg. I.A.4. [p. 44]; FACom. I.A-2 [p. 45]
 - Wheelchair Tournament
 - Regulations.....**Introduction to USTA Regulations** [p. 44]
 - WTA.....Reg. I.A.3. [p. 44]; FACom. I.A-1 [p. 44]
- Towels, keeping off netC 46 [p. 43]
- Two-Chance Option.....C 17 [p. 39]

- Unmistakable Ace.....Appendix VI, Case 7 [p. 26]
- Unsunghted
 - Call by Chair UmpireAppendix VI [pp. 25-26]
 - SignalAppendix VI [pp. 25-26]
- USTA Anti-Doping Program.....Reg. IV.C.2. [pp. 103-104]; FACom. IV.C-1 [p. 104]
- USTA Emergency Care GuidelinesFACom. I.C-1 [p. 45]
FACom. III.E-1 [p. 99]; Part 4 [p. 150-154]
- USTA National Championships**.....Reg. XVII.G. [p. 141]; Reg. XVII.J.1.b. [p. 142]
 - Adult and Family.....Reg. X.A. [p. 129]; Reg. XVII.E. [p. 141]
 - AwardsReg. XIV.A. & D. [p. 135]
 - Junior.....Reg. IX.A. [p. 127]; Reg. XVII.D. [p. 141]
 - Wheelchair.....Reg. XIII.A. [p. 134]; Reg. XVII.F. [p. 141]
- USTA Junior Team Tennis**.....Reg. XVI. [p. 137]
- USTA League**Reg. XV. [p. 136]
 - DescriptionReg. XV.A. [p. 136]
 - EligibilityReg. XV.C. [p. 136]

Rating system.....	Reg. XV.B. [p. 136]; FAcOm XV-1 [p. 136]
Regulations, authority to adopt	Reg. XV.D. [p. 136]
USTA Membership	Reg. I.G.1. [p. 52]; Reg. IV.A.1. [p. 103]
USTA Net Generation	
Pathway Regulations	Introduction to USTA Regulations [p. 44]
	Reg. I.A.4. [pp. 44-45]; Reg. I.E. [p. 50]
	FAcOm. I.G-1 [pp. 52-53]; Reg. I.H.4.b. [p. 59]
	Reg. VI.D. [p. 120]; Reg. XVII.C.3. [p. 140]
USTA Net Generation Programs	Introduction to USTA Regulations [p. 44]
	FAcOm. I.G-1 [pp. 52-53]; Table 11 [p. 95]
	Table 12 [p. 96]; Reg. IV.D.1. [p. 107]; Reg. IV.F.1. [p. 113]
	Reg. VI.D-E. [pp. 120-121]
USTA Suspension System.....	Table 10 C. [p. 92]; FAcOm. IV.C-2 [p. 106]
	Reg. IV.D.9. [p. 108]; Reg. IV.F. [pp. 113-117]
Vibration Damping Device	R 4, Case 3 [p. 6]; Appendix II.d. [p. 22]
Volley	
Before ball crosses net	R 24h. [p. 11]; C 19 [pp. 39-40]
Serve.....	R 24e. [p. 11]
Standing outside court.....	R 24, Case 8 [p. 12]
Waiver.....	Reg. XX. [p. 148]
ITF Rules of Tennis	FAcOm. XX-1 [p. 148]
Liability	See Release of Liability
USTA Regulations (relief from a regulation).....	Reg. XX. [p. 148]
Walkover	Table 10 A. [p. 91]; Table 10 D. [p. 93]
Warm-Up	
Coaching prohibited	Reg. IV.C.10. [pp. 104-105]
Code violations during.....	Reg. IV.D.1. [p. 107]
How to	C 3 [p. 38]
Medical Timeout during.....	Table 13 A. [p. 97]
Not practice.....	C 3 [p. 38]
Re-warm-up.....	USCom. 29.4 [p. 16]; Reg. III.I.4. [p. 102]
Serves.....	C 4 [p. 38]
Time.....	R 29e. [p. 15]; C 3 [p. 38]
Water, leaving playing area to get.....	Reg. IV.C.5. [p. 104]
Weather	See Inclement Weather
Wheelchair Divisions	Reg. I.G.3.d. [pp. 55-56]; Table 5 [p. 56]
Wheelchair National Championships.....	See USTA National Championships (Wheelchair)
Wheelchair Rankings	Reg. XIII.B. [p. 134]
Wheelchair Tournament Regulations	Introduction to USTA Regulations [p. 44]
Wheelchair repair timeout	USCom. 29.3 [p. 15]; USCom. 30.2 [p. 16]
	Reg. III.G.1. [p. 100]; Reg. IV.C.10.d. [p. 104]
	Table 15 B. [p. 110]
Wheelchair Rules of Tennis.....	R WC [pp. 18-19]
Withdrawal from Tournament	C 39 [p. 42]; Reg. I.H.8. [p. 59]
	Table 10 A-C. [pp. 91-92]; Reg. IV.C.13 [p. 105]
	Reg. IV.C.16. [pp. 105-106]; FAcOm. IV.C-2 [p. 106]
Wrong ball played.....	R 25, Case 2 [p. 13]
WTA	Reg. I.A.3. [p. 44]; FAcOm. I.A-1 [p. 44]; Reg. XI.B. [p. 131]
	Part 5 I.B.3. [pp. 155-156]
Yellow Ball Tennis	FAcOm. I.G-1 [p. 52]; Reg. IV.D.1. [p. 107]
	Reg. IV.F.1. [p. 113]

The Official's Code of Conduct

A USTA official is expected to maintain high professional standards. Violations of this code may result in decertification or suspension of USTA-directed assignments.

An official shall:

1. Wear the official USTA uniform at USTA sanctioned events, or as otherwise designated by the USTA.
2. Be prompt for all assignments.
3. Not socialize with or become intimate with the players. (An official is not prohibited from staying in the tournament hotel or from attending social functions where players may be present.)
4. Not accept assignments for any match that may cast doubt upon the official's impartiality. Not only is a bona fide conflict of interest prohibited, but the appearance of a conflict makes the assignment unacceptable.
5. Not solicit specific assignments in tournaments.
6. Not accept an assignment and then withdraw from that assignment in favor of another unless released.
7. Not be interviewed by the media without permission of the Referee or the Referee's designee.
8. Not publicly criticize other officials.
9. Not participate in, including aiding and abetting whether directly or indirectly, any form of gambling or betting on tennis.
10. Not converse with spectators while on the court.
11. Not request favors or special considerations from a tournament sponsor.
12. Not use title or position to abuse the rules or influence others to do so.
13. Not consume alcoholic beverages or take drugs while in uniform; not consume alcoholic beverages, drugs, or medications that may inhibit performance during an assignment.
14. Cooperate with the efforts of officials' committees appointed by the National Chairperson.
15. Not take photographs of players while in uniform nor at any time request player autographs.
16. Be professional and ethical.
17. Conform personal conduct to standards of good citizenship and sportsmanship; support and sustain an environment free from discrimination, harassment or sexual harassment; and adhere to the USTA Safe Play guidelines and policies.

Friend at Court

HANDBOOK OF RULES AND REGULATIONS

Addressing just about every possible situation that can arise on a tennis court, the 2023 edition of Friend at Court includes:

- **The Official 2023 ITF Rules of Tennis**
- **The Code: The Players' Guide to Fair Play and the Unwritten Rules of Tennis**
- **USTA Tournament Regulations**

